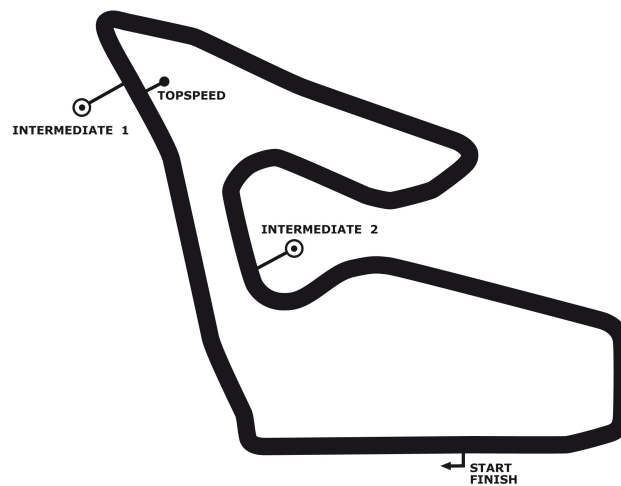


CLIO CUP

DTM Spielberg

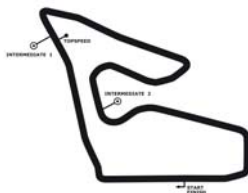
qualifying



Red Bull Ring 4326 m

01. - 03.06.2012

DTM Spielberg
Red Bull Ring, length 4326 m
01. - 03.06.2012
Renault Clio Cup



-Reg.No.: CR 07/2012

Result qualifying, 02.06.2012

POS.	No.	CL.	Entrant Driver, Place	Sponsor Make	Laps	Besttime	Gap	km/h fastest
1	54		Team Pyro-Target David Dickenson / IRL	Renault Clio	15	1:51.002		140.300
2	2		Wüst Motorsport Daniel Hadorn / CHE	Renault Clio	14	1:51.294	00.292	139.932
3	36		Schläppi Race-Tec Dino Calcum / DEU	Renault Clio	13	1:51.436	00.434	139.754
4	11		Josef Pekar Tomas Pekar / CZE	Renault Clio	14	1:51.440	00.438	139.749
5	17		Steibel Motorsport Pascal Eberle / DEU	Renault Clio	15	1:51.493	00.491	139.682
6	35		Schläppi Race-Tec Marc-Uwe von Niesewand / DEU	Renault Clio	13	1:51.575	00.573	139.580
7	4		Wüst Motorsport Rene Leutenegger / CHE	Renault Clio	14	1:51.693	00.691	139.432
8	48		Schlaug Motorsport Alf Ahrens / DEU	Renault Clio	15	1:51.776	00.774	139.329
9	56		Team Pyro-Target Chris Swanwick / GBR	Renault Clio	15	1:51.788	00.786	139.314
10	9		Stucki Motorsport Andreas Stucki / CHE	Renault Clio	15	1:51.797	00.795	139.302
11	7		Schlaug Motorsport Marcus Kern / DEU	Renault Clio	15	1:51.802	00.800	139.296
12	20		Motion Motive Wojciech Giermaziak / POL	Renault Clio	14	1:51.869	00.867	139.213
13	42		Waab MS / Sky Poland Robert Kisiel / POL	Renault Clio	13	1:51.954	00.952	139.107
14	1		Wüst Motorsport Reto Wuest / CHE	Renault Clio	13	1:51.971	00.969	139.086
15	43		Waab MS / Sky Poland Jan Kisiel / POL	Renault Clio	15	1:52.015	01.013	139.031
16	6		Schlaug Motorsport Thomas Kern / DEU	Renault Clio	15	1:52.127	01.125	138.893
17	5		Wüst Motorsport Milan Haering / CZE	Renault Clio	15	1:52.540	01.538	138.383
18	55		Team Pyro-Target Gabriel Prinoth / ITA	Renault Clio	13	1:52.678	01.676	138.213
19	39		Schläppi Race-Tec Michael Ruh / CHE	Renault Clio	13	1:52.730	01.728	138.150
20	37		Schläppi Race-Tec Fredy Suter / CHE	Renault Clio	14	1:52.884	01.882	137.961
21	44		Waab Motorsport Maciej Ostojka-Chyzynski / POL	Renault Clio	14	1:52.969	01.967	137.857
22	46		Waab MS / Meble Wojcik RT Pjotr Wojcik / POL	Renault Clio	14	1:53.197	02.195	137.580
23	57		Team Pyro-Target Laurent Kolly / AUT	Renault Clio	14	1:53.447	02.445	137.276
24	12		Art of Racing Lukas Uxa / CZE	Renault Clio	15	1:53.876	02.874	136.759
25	16		AMC Burgau - Steibel MS Sebastian Steibel / DEU	Renault Clio	15	1:54.082	03.080	136.512
26	3		Wüst Motorsport Peter Conrad Schreiber / CHE	Renault Clio	15	1:54.472	03.470	136.047

CARS # 5, 7, 35, 37, 39, 46, 48, 54, 56 - CANCELTION OF FAST LAP TIMES; CARS # 6, 12 - CANCELTION OF FASTEST LAP TIMES - SPEEDING IN PIT LANE

Subject to final scrutineering !

DTM Spielberg

Red Bull Ring, length 4326 m

01. - 03.06.2012

Renault Clio Cup



CLIO CUP

Result qualifying, 02.06.2012

-Reg.No.: CR 07/2012

POS.	No.	CL.	Entrant Driver, Place	Sponsor Make	Laps	Besttime	Gap	km/h fastest
------	-----	-----	--------------------------	-----------------	------	----------	-----	-----------------

Issued:

Clerk of the Course:

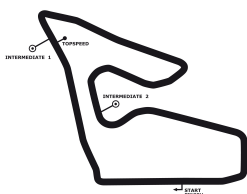
Timekeeper:

DTM Spielberg

Red Bull Ring, length 4326 m

01. - 03.06.2012

Renault Clio Cup



CLIO CUP

Lap by Lap qualifying, 02.06.2012

-Reg.No.: CR 07/2012

1 Reto Wuest , Renault Clio / CHE															
1	3:01.850	2	1:53.296	3	1:52.512	4	1:52.653	5	1:53.064	6	1:52.191	pit	1:58.543	8	6:26.489
9	1:53.747	10	1:52.509	11	1:52.424	12	1:53.057	13	1:51.971						

2 Daniel Hadorn , Renault Clio / CHE															
1	3:01.496	2	1:53.302	3	1:52.632	4	1:59.553	5	1:57.212	6	1:52.645	7	1:52.227	8	1:52.216
pit	2:02.264	10	4:23.669	11	1:51.675	12	1:51.294	13	1:51.621	14	1:52.003				

3 Peter Conrad Schreiber , Renault Clio / CHE															
1	3:30.585	2	2:04.348	3	2:01.170	4	1:58.484	5	1:58.601	6	1:57.022	7	1:55.485	8	1:55.793
9	1:57.144	10	1:54.919	11	1:54.472	12	1:54.638	13	1:54.801	14	1:54.957	15	1:54.747		

4 Rene Leutenegger , Renault Clio / CHE															
1	3:04.068	2	1:53.276	3	1:51.946	4	1:52.959	5	1:52.656	pit	2:00.560	7	3:41.584	8	1:52.333
9	1:53.189	10	1:53.254	11	1:52.130	12	1:52.171	13	1:51.693	pit	2:04.053				

5 Milan Haering , Renault Clio / CZE															
1	2:32.390	2	1:52.828	3	1:53.788	4	1:54.555	5	1:53.165	pit	2:26.079	7	3:45.059	8	1:53.287
9	1:53.707	10	1:52.878	11	1:52.540	12	1:53.069	13	1:53.663	14	1:52.632	15	1:53.008		

6 Thomas Kern , Renault Clio / DEU															
1	3:07.007	2	1:53.832	3	1:53.452	4	1:52.849	5	1:54.609	6	1:52.529	7	1:58.620	8	1:53.186
pit	1:59.115	10	3:16.073	11	1:52.461	12	1:52.292	13	1:52.225	14	1:52.127	15	1:51.935		

7 Marcus Kern , Renault Clio / DEU															
1	3:05.516	2	1:54.733	3	1:54.751	4	1:52.588	5	1:53.751	6	1:52.651	pit	1:59.458	8	3:19.333
9	1:53.474	10	1:52.502	11	1:51.802	12	1:51.920	13	1:51.930	14	1:51.942	15	1:53.394		

9 Andreas Stucki , Renault Clio / CHE															
1	3:40.302	2	2:00.742	3	2:04.442	4	1:52.809	5	1:53.683	6	1:52.805	7	1:52.322	8	1:52.535
9	1:52.162	10	2:11.895	11	2:12.817	12	1:52.268	13	1:52.111	14	1:52.319	15	1:51.797		

11 Tomas Pekar , Renault Clio / CZE															
1	3:03.443	2	1:52.612	3	1:51.951	4	1:58.155	5	1:53.611	6	1:51.748	7	1:52.978	8	1:51.682
pit	2:01.356	10	4:22.153	11	1:52.160	12	1:51.440	13	1:51.628	14	2:03.573				

12 Lukas Uxa , Renault Clio / CZE															
1	2:39.279	2	1:58.800	3	1:57.272	4	1:56.788	5	1:54.422	6	1:54.975	7	1:55.774	8	1:54.549
pit	2:02.767	10	3:27.679	11	1:53.988	12	1:54.132	13	1:53.876	14	1:54.356	15	1:53.741		

16 Sebastian Steibel , Renault Clio / DEU															
1	3:31.052	2	2:04.681	3	2:00.725	pit	2:06.509	5	2:46.722	6	1:56.024	7	1:54.433	8	1:58.251
9	1:55.178	10	1:54.782	11	1:54.387	12	1:55.885	13	1:54.082	14	1:54.271	15	1:55.042		

17 Pascal Eberle , Renault Clio / DEU															
1	3:27.403	2	1:55.952	3	1:53.139	4	1:52.593	5	1:51.990	6	1:51.901	7	1:51.587	pit	2:02.579
9	2:48.932	10	1:53.646	11	1:52.667	12	1:52.374	13	1:52.163	14	1:57.727	15	1:51.493		

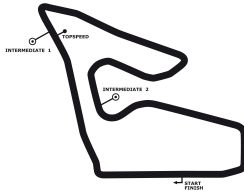
20 Wojciech Giermaziak , Renault Clio / POL															
1	3:12.423	2	1:53.084	3	1:55.167	4	1:52.111	5	1:57.855	6	1:51.869	pit	1:58.785	8	5:27.096

DTM Spielberg

Red Bull Ring, length 4326 m

01. - 03.06.2012

Renault Clio Cup



CLIO CUP

Lap by Lap qualifying, 02.06.2012

-Reg.No.: CR 07/2012

9	1:56.187	10	1:52.509	11	1:52.286	12	1:51.960	13	1:53.621	14	1:51.985				
---	----------	----	----------	----	----------	----	----------	----	----------	----	----------	--	--	--	--

35 Marc-Uwe von Niese wand , Renault Clio / DEU

1	2:28.099	2	1:53.400	3	1:52.661	4	1:52.322	5	1:52.085	pit	2:06.751	7	7:39.668	8	1:52.460
9	1:52.029	10	2:08.165	11	1:52.065	12	1:51.575	pit	2:01.405						

36 Dino Calcum , Renault Clio / DEU

1	2:13.685	2	1:53.195	3	1:52.224	pit	2:05.167	5	5:30.119	6	1:52.093	7	1:51.964	8	1:51.960
pit	2:04.653	10	3:51.619	11	1:51.436	12	2:00.134	13	1:51.672						

37 Fredy Suter , Renault Clio / CHE

1	2:30.567	2	1:54.276	3	1:54.053	4	1:55.942	5	1:53.448	6	1:54.165	7	1:53.443	pit	1:59.067
9	5:11.256	10	1:53.543	11	1:53.572	12	1:52.884	13	1:53.193	14	1:53.643				

39 Michael Ruh , Renault Clio / CHE

1	2:29.146	2	1:53.230	3	1:52.857	4	1:53.090	5	1:53.656	pit	2:01.466	7	6:41.907	8	1:53.647
9	1:55.862	10	1:53.370	11	1:52.730	12	1:53.264	13	2:01.251						

42 Robert Kisiel , Renault Clio / POL

1	2:48.236	2	1:54.467	3	1:54.040	4	1:54.235	pit	2:03.749	6	4:18.129	7	2:40.345	pit	2:01.189
9	3:47.871	10	1:54.010	11	1:51.954	12	1:52.960	13	1:52.059						

43 Jan Kisiel , Renault Clio / POL

1	2:47.789	2	1:54.265	3	1:53.598	4	1:53.489	5	1:55.015	6	1:53.055	7	1:53.079	pit	2:01.502
9	3:26.045	10	1:53.048	11	1:52.696	12	1:52.233	13	1:52.056	14	1:54.051	15	1:52.015		

44 Maciej Ostoja-Chyzynski , Renault Clio / POL

1	3:05.086	2	1:54.998	3	1:56.859	4	1:54.742	pit	2:04.831	6	4:32.591	7	1:53.578	8	1:54.473
9	1:54.017	10	1:53.988	11	1:53.630	12	1:53.293	13	1:53.308	14	1:52.969				

46 Pjotr Wojcik , Renault Clio / POL

1	3:13.283	2	1:54.109	3	1:53.777	pit	2:00.655	5	4:19.303	6	1:53.970	7	1:54.998	8	1:53.517
9	1:53.678	10	1:53.268	11	1:54.698	12	1:53.522	13	1:53.325	14	1:53.197				

48 Alf Ahrens , Renault Clio / DEU

1	3:04.071	2	1:52.345	3	1:51.776	4	1:52.302	5	1:52.550	pit	2:05.560	7	3:29.579	8	1:53.823
9	2:01.213	10	1:52.334	11	1:55.604	12	1:52.518	13	1:51.838	14	1:51.898	15	1:51.816		

54 David Dickenson , Renault Clio / IRL

1	3:22.912	2	1:53.068	3	1:52.489	4	1:51.975	5	1:52.054	6	1:51.153	7	1:51.002	pit	2:09.631
9	3:35.737	10	1:51.564	11	1:51.430	12	2:00.586	13	1:54.289	14	1:51.518	15	1:51.105		

55 Gabriel Prinnoth , Renault Clio / ITA

1	3:24.174	2	1:54.015	3	1:53.729	4	1:53.226	5	1:53.443	6	1:52.863	7	1:52.678	8	1:55.465
pit	2:04.124	10	4:17.605	pit	2:19.845	12	4:01.508	13	1:52.999						

56 Chris Swanwick , Renault Clio / GBR

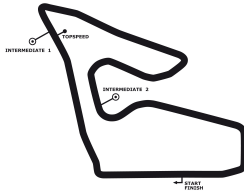
1	3:23.369	2	1:53.442	3	1:52.783	4	1:53.201	5	1:51.788	6	1:52.093	7	1:52.480	8	1:52.747
pit	2:06.029	10	3:33.477	11	1:52.896	12	1:52.425	13	1:53.135	14	1:54.325	15	1:52.361		

DTM Spielberg

Red Bull Ring, length 4326 m

01. - 03.06.2012

Renault Clio Cup

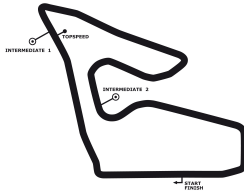


CLIO CUP

-Reg.No.: CR 07/2012

Lap by Lap qualifying, 02.06.2012

57 Laurent Kolly , Renault Clio / AUT															
1	3:28.875	2	1:57.648	3	1:55.739	4	1:55.565	5	1:54.121	6	1:54.936	7	1:54.586	8	1:54.228
9	2:08.071	10	3:57.150	11	1:53.729	12	1:53.556	13	1:58.353	14	1:53.447				



Lap Analysis qualifying, 02.06.2012

1 Reto Wuest , Renault Clio / CHE									theoretical besttime: 1:51.919								
Lap	Time	S1	V1	S2	V2	S3	V3	Vmax	Lap	Time	S1	V1	S2	V2	S3	V3	Vmax
1	3:01.850		82	1:12.029	72	40.352	160	82	8	6:26.489	4:56.703	157	53.738	123	36.048	156	157
2	1:53.296	28.885	175	49.701	130	34.710	159	175	9	1:53.747	29.610	168	49.485	133	34.652	160	168
3	1:52.512	28.635	176	49.208	131	34.669	159	176	10	1:52.509	29.005	173	48.868	135	34.636	159	173
4	1:52.653	28.751	176	49.129	134	34.773	158	176	11	1:52.424	28.812	174	48.861	133	34.751	159	174
5	1:53.064	28.862	161	49.488	128	34.714	159	161	12	1:53.057	28.719	173	48.966	135	35.372	160	173
6	1:52.191	28.669	174	48.843	133	34.679	157	174	13	1:51.971	28.440	177	48.894	136	34.637	159	177
7	1:58.543	29.114	174	49.522	130		174										

2 Daniel Hadorn , Renault Clio / CHE									theoretical besttime: 1:51.096								
Lap	Time	S1	V1	S2	V2	S3	V3	Vmax	Lap	Time	S1	V1	S2	V2	S3	V3	Vmax
1	3:01.496		80	1:12.191	72	40.692	158	80	8	1:52.216	28.985	173	48.793	128	34.438	160	173
2	1:53.302	29.108	174	49.239	128	34.955	159	174	9	2:02.264	29.043	171	51.119	124			171
3	1:52.632	28.709	173	49.082	128	34.841	158	173	10	4:23.669	2:59.179	162	50.197	127	34.293	159	162
4	1:59.553	28.883	174	54.781	111	35.889	160	174	11	1:51.675	28.773	174	48.691	127	34.211	160	174
5	1:57.212	30.928	137	51.844	124	34.440	159	137	12	1:51.294	28.591	175	48.588	132	34.115	160	175
6	1:52.645	28.860	175	49.293	125	34.492	159	175	13	1:51.621	28.393	175	48.668	131	34.560	158	175
7	1:52.227	28.661	173	49.041	132	34.525	159	173	14	1:52.003	28.671	173	48.601	135	34.731	159	173

3 Peter Conrad Schreiber , Renault Clio / CHE									theoretical besttime: 1:54.152								
Lap	Time	S1	V1	S2	V2	S3	V3	Vmax	Lap	Time	S1	V1	S2	V2	S3	V3	Vmax
1	3:30.585		74	1:17.664	78	55.580	150	74	9	1:57.144	29.323	171	50.560	108	37.261	158	171
2	2:04.348	30.893	171	54.916	94	38.539	155	171	10	1:54.919	29.036	172	50.306	109	35.577	156	172
3	2:01.170	29.884	171	53.457	94	37.829	155	171	11	1:54.472	29.069	172	50.044	109	35.359	158	172
4	1:58.484	29.552	171	51.570	94	37.362	156	171	12	1:54.638	28.941	173	50.296	114	35.401	158	173
5	1:58.601	29.711	171	51.415	105	37.475	156	171	13	1:54.801	28.980	173	50.547	113	35.274	159	173
6	1:57.022	29.387	172	51.125	101	36.510	157	172	14	1:54.957	28.860	174	50.746	112	35.351	157	174
7	1:55.485	29.304	173	50.419	109	35.762	157	173	15	1:54.747	29.048	172	50.451	109	35.248	158	172
8	1:55.793	29.166	173	50.960	104	35.667	157	173									

4 Rene Leutenegger , Renault Clio / CHE									theoretical besttime: 1:51.622								
Lap	Time	S1	V1	S2	V2	S3	V3	Vmax	Lap	Time	S1	V1	S2	V2	S3	V3	Vmax
1	3:04.068		85	1:12.319	79	40.801	156	85	8	1:52.333	28.844	173	48.922	131	34.567	158	173
2	1:53.276	29.055	176	49.574	127	34.647	158	176	9	1:53.189	29.268	171	48.994	132	34.927	154	171
3	1:51.946	28.761	174	48.853	129	34.332	158	174	10	1:53.254	29.852	169	49.166	129	34.236	159	169
4	1:52.959	29.152	173	49.270	131	34.537	159	173	11	1:52.130	28.778	175	49.065	136	34.287	159	175
5	1:52.656	29.134	173	49.160	136	34.362	158	173	12	1:52.171	29.050	173	48.797	133	34.324	159	173
6	2:00.560	29.228	174	49.396	135		174		13	1:51.693	28.589	174	48.805	134	34.299	160	174
7	3:41.584	2:08.233	148	57.092	124	36.259	159	148	14	2:04.053	28.767	175	49.128	124			175

5 Milan Haering , Renault Clio / CZE									theoretical besttime: 1:52.271								
Lap	Time	S1	V1	S2	V2	S3	V3	Vmax	Lap	Time	S1	V1	S2	V2	S3	V3	Vmax
1	2:32.390		116	1:00.660		35.284	160	116	9	1:53.707	29.317	172	49.624		34.766	156	172
2	1:52.828	28.751	175	49.241		34.836	160	175	10	1:52.878	29.085	171	49.210		34.583	159	171
3	1:53.788	29.508	173	49.279		35.001	156	173	11	1:52.540	28.898	171	49.121		34.521	158	171
4	1:54.555	29.909	170	49.568		35.078	156	170	12	1:53.069	28.778	172	49.014	133	35.277	158	172
5	1:53.165	29.046	172	49.333		34.786	154	172	13	1:53.663	29.045	162	49.574			156	162
6	2:26.079	32.775	137	58.748			137		14	1:52.632	28.887	172	49.067		34.678	159	172
7	3:45.059	2:18.419	129	51.843		34.797	159	129	15	1:53.008	28.765	172	49.206		35.037	157	172
8	1:53.287	28.736	174	49.360	130	35.191	166	174									

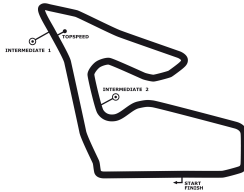
6 Thomas Kern , Renault Clio / DEU									theoretical besttime: 1:51.796								
Lap	Time	S1	V1	S2	V2	S3	V3	Vmax	Lap	Time	S1	V1	S2	V2	S3	V3	Vmax
1	3:07.007		96	1:09.770	83	42.249	159	96	9	1:59.115	28.944	174	49.178	128			174
2	1:53.832	28.991	175	50.053	119	34.788	160	175	10	3:16.073	1:49.868	152	50.740	116	35.465	160	152
3	1:53.452	29.292	174	49.593	124	34.567	160	174	11	1:52.461	28.738	175	49.068	119	34.655	161	175
4	1:52.849	28.789	175	49.315	123	34.745	162	175	12	1:52.292	28.689	175	49.058	123	34.545	160	175
5	1:54.609	30.591	174	49.556	122	34.462	161	174	13	1:52.225	28.674	175	49.070	125	34.481	161	175
6	1:52.529	28.813	177	49.017	127	34.699	160	177	14	1:52.127	28.671	175	48.977	128	34.479	161	175
7	1:58.620	32.996	146	50.671	122	34.953	160	146	15	1:51.935	28.357	176	49.039	129		161	176
8	1:53.186	28.736	173	49.260	124	35.190	157	173									

DTM Spielberg

Red Bull Ring, length 4326 m

01. - 03.06.2012

Renault Clio Cup



-Reg.No.: CR 07/2012

Lap Analysis qualifying, 02.06.2012

7 Marcus Kern , Renault Clio / DEU									theoretical besttime: 1:51.382								
Lap	Time	S1	V1	S2	V2	S3	V3	Vmax	Lap	Time	S1	V1	S2	V2	S3	V3	Vmax
1	3:05.516		80	1:10.315	81	41.580	160	80	9	1:53.474	29.173	172	49.541	120	159	172	
2	1:54.733	28.775	167	50.941	124	35.017	160	167	10	1:52.502	28.515	176	49.576	121	160	176	
3	1:54.751	30.120	170	49.915	118	34.716	160	170	11	1:51.802	28.735	175	48.871	126	34.196	161	175
4	1:52.588	28.619	178	49.427	123	34.542	162	178	12	1:51.920	28.408	177	48.964	122	34.548	160	177
5	1:53.751	29.398	175	49.497	125	34.856	160	175	13	1:51.930	28.655	175	48.778	119		160	175
6	1:52.651	28.481	177	49.389	123		158	177	14	1:51.942	28.558	175	48.922	127	34.462	157	175
7	1:59.458	28.691	174	49.864	122			174	15	1:53.394	29.786	172	49.115	127	34.493	160	172
8	3:19.333	1:51.824	163	52.008	121	35.501	159	163									

9 Andreas Stucki , Renault Clio / CHE									theoretical besttime: 1:51.797								
Lap	Time	S1	V1	S2	V2	S3	V3	Vmax	Lap	Time	S1	V1	S2	V2	S3	V3	Vmax
1	3:40.302		84	1:10.544	111	39.643	116	84	9	1:52.162	28.903	170	48.658	136	34.601	156	170
2	2:00.742	33.311	167	51.275	121	36.156	156	167	10	2:11.895	28.891	171	58.194	117	44.810	141	171
3	2:04.442	31.756	156	53.893	109	38.793	156	156	11	2:12.817	38.452	125	59.461	123	34.904	159	125
4	1:52.809	29.049	171	49.068	128	34.692	158	171	12	1:52.268	28.778	173	48.908	137	34.582	158	173
5	1:53.683	29.002	172	48.880	126	35.801	157	172	13	1:52.111	28.705	173	48.796	129	34.610	158	173
6	1:52.805	29.157	171	48.800	127	34.848	159	171	14	1:52.319	28.756	172	48.989	132	34.574	160	172
7	1:52.322	28.870	172	48.806	133	34.646	159	172	15	1:51.797	28.692	174	48.602	126	34.503	160	174
8	1:52.535	28.746	172	49.047	133	34.742	158	172									

11 Tomas Pekar , Renault Clio / CZE									theoretical besttime: 1:51.119								
Lap	Time	S1	V1	S2	V2	S3	V3	Vmax	Lap	Time	S1	V1	S2	V2	S3	V3	Vmax
1	3:03.443		83	1:10.386	71	41.366	156	83	8	1:51.682	28.657	173	48.565	135	34.460	159	173
2	1:52.612	29.018	175	48.881	139	34.713	160	175	9	2:01.356	28.751	173	48.735	136			173
3	1:51.951	28.371	178	49.153	130	34.427	160	178	10	4:22.153	2:44.165	111	1:02.160	132	35.828	158	111
4	1:58.155	30.987	159	52.378	132	34.790	160	159	11	1:52.160	28.733	173	48.634	132	34.793	159	173
5	1:53.611	28.875	173	50.022	132	34.714	160	173	12	1:51.440	28.569	175	48.503	135	34.368	160	175
6	1:51.748	28.555	175	48.586	141	34.607	159	175	13	1:51.628	28.568	174	48.380	138	34.680	159	174
7	1:52.978	28.619	175	49.749	135	34.610	159	175	14	2:03.573	31.269	145	52.261	136	40.043	142	145

12 Lukas Uxa , Renault Clio / CZE									theoretical besttime: 1:53.532								
Lap	Time	S1	V1	S2	V2	S3	V3	Vmax	Lap	Time	S1	V1	S2	V2	S3	V3	Vmax
1	2:39.279		123	1:02.151	112	38.855	156	123	9	2:02.767	30.507	169	49.890	124			169
2	1:58.800	29.716	171	52.102	106	36.982	159	171	10	3:27.679	1:59.748	166	51.000	124	36.931	159	166
3	1:57.272	29.353	173	50.973	117	36.946	155	173	11	1:53.988	29.160	174	49.342	123	35.486	160	174
4	1:56.788	29.887	168	50.004	120	36.897	159	168	12	1:54.132	29.183	173	49.310	130	35.639	160	173
5	1:54.422	29.304	174	49.695	132	35.423	160	174	13	1:53.876	28.971	173	49.332	120	35.573	161	173
6	1:54.975	28.959	175	49.550	121	36.466	145	175	14	1:54.356	29.483	172	49.610	125	35.263	160	172
7	1:55.774	29.969	173	49.987	124	35.818	159	173	15	1:53.741	28.973	173	49.426	121		160	173
8	1:54.549	29.209	173	49.611	125	35.729	159	173									

16 Sebastian Steibel , Renault Clio / DEU									theoretical besttime: 1:53.703								
Lap	Time	S1	V1	S2	V2	S3	V3	Vmax	Lap	Time	S1	V1	S2	V2	S3	V3	Vmax
1	3:31.052		113	1:05.239	90	45.756	154	113	9	1:55.178	29.482	170	50.580	121	35.116	159	170
2	2:04.681	30.776	155	55.061	91	38.844	154	155	10	1:54.782	29.215	167	50.402	123	35.165	158	167
3	2:00.725	29.358	167	53.522	102	37.845	157	167	11	1:54.387	29.208	171	50.100	125	35.079	159	171
4	2:06.509	29.452	168	51.398	106			168	12	1:55.885	30.012	170	51.045	124	34.828	160	170
5	2:46.722	1:19.667	164	51.679	115	35.376	158	164	13	1:54.082	29.122	172	49.929	129	35.031	156	172
6	1:56.024	29.252	171	51.894	121	34.878	160	171	14	1:54.271	29.477	171	49.830	124	34.964	160	171
7	1:54.433	29.350	170	50.176	124	34.907	160	170	15	1:55.042	29.045	171	51.004	125	34.993	159	171
8	1:58.251	29.205	170	52.909	115	36.137	156	170									

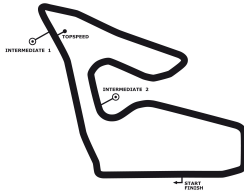
17 Pascal Eberle , Renault Clio / DEU									theoretical besttime: 1:51.339								
Lap	Time	S1	V1	S2	V2	S3	V3	Vmax	Lap	Time	S1	V1	S2	V2	S3	V3	Vmax
1	3:27.403		114	1:04.448	91	44.271	155	114	9	2:48.932	1:22.297	142	52.048	132	34.587	159	142
2	1:55.952	29.192	174	51.278	118	35.482	160	174	10	1:53.646	28.989	172	49.722	129	34.935	159	172
3	1:53.139	28.449	174	50.161	131	34.529	159	174	11	1:52.667	28.926	174	49.255	132	34.486	161	174
4	1:52.593	28.604	174	49.516	132	34.473	160	174	12	1:52.374	28.971	173	49.201	136	34.202	159	173
5	1:51.990	28.301	174	49.305	130	34.384	160	174	13	1:52.163	28.655	174	49.073	132	34.435	160	174
6	1:51.901	28.419	175	48.908	137	34.574	160	175	14	1:57.727	30.838	139	52.693	133	34.196	161	139
7	1:51.587	28.370	176	49.030	134	34.187	160	176	15	1:51.493	28.244	177	49.045	132	34.204	161	177
8	2:02.579	28.619	173	49.096	136			173									

DTM Spielberg

Red Bull Ring, length 4326 m

01. - 03.06.2012

Renault Clio Cup



-Reg.No.: CR 07/2012

Lap Analysis qualifying, 02.06.2012

20 Wojciech Giermaziak , Renault Clio / POL

theoretical besttime: 1:51.631

Lap	Time	S1	V1	S2	V2	S3	V3	Vmax	Lap	Time	S1	V1	S2	V2	S3	V3	Vmax
1	3:12.423		92	1:09.885	82	46.827	159	92	8	5:27.096	3:48.264	131	1:03.261	124	35.571	170	131
2	1:53.084	28.946	173	49.384	129	34.754	157	173	9	1:56.187	30.211	160	50.204		35.772	158	160
3	1:55.167	29.259	175	50.723	120	35.185	160	175	10	1:52.509	28.995	173	49.110	130	34.404	159	173
4	1:52.111	28.548	176	49.076	124	34.487	160	176	11	1:52.286	28.938	173	48.725	128	34.623	159	173
5	1:57.855	28.757	177	54.230		34.868	160	177	12	1:51.960	28.688	175	48.799		34.473	160	175
6	1:51.869	28.722	176	48.789	133	34.358	160	176	13	1:53.621	28.700	175	50.447		34.474	160	175
7	1:58.785	28.868	175	48.956			160	175	14	1:51.985	28.646	175	48.801		34.538	160	175

35 Marc-Uwe von Niese wand , Renault Clio / DEU

theoretical besttime: 1:51.439

Lap	Time	S1	V1	S2	V2	S3	V3	Vmax	Lap	Time	S1	V1	S2	V2	S3	V3	Vmax
1	2:28.099		110	1:00.570	95	39.109	154	110	8	1:52.460	28.841	173	48.997	128	34.622	158	173
2	1:53.400	29.345	172	49.338	127	34.717	160	172	9	1:52.029	28.811	173	48.903	131		159	173
3	1:52.661	28.759	173	49.290	128	34.612	159	173	10	2:08.165	28.625	175	1:04.721	127	34.819	159	175
4	1:52.322	28.803	173	49.042	128	34.477	159	173	11	1:52.065	28.629	173	49.087	131	34.349	160	173
5	1:52.085	28.725	174	48.843	130	34.517	159	174	12	1:51.575	28.614	175	48.718	133	34.243	160	175
6	2:06.751	32.888	140	50.669	128		140	140	13	2:01.405	28.478	175	51.519	88			175
7	7:39.668	6:02.844	139	1:00.713	113	36.111	159	139									

36 Dino Calcum , Renault Clio / DEU

theoretical besttime: 1:51.178

Lap	Time	S1	V1	S2	V2	S3	V3	Vmax	Lap	Time	S1	V1	S2	V2	S3	V3	Vmax
1	2:13.685		139	51.810	125	35.453	159	139	8	1:51.960	28.687	173	48.725	139	34.548	159	173
2	1:53.195	29.059	171	49.518	132	34.618	160	171	9	2:04.653	30.702	156	51.515	127			156
3	1:52.224	28.565	174	49.060	130	34.599	160	174	10	3:51.619	2:24.201	128	51.899	127	35.519	160	128
4	2:05.167	30.406	156	52.248	121		156	156	11	1:51.436	28.591	175	48.651	131	34.194	162	175
5	5:30.119	4:02.981	146	51.896	121	35.242	160	146	12	2:00.134	28.333	176	56.643	121	35.158	160	176
6	1:52.093	28.773	174	48.892	132	34.428	161	174	13	1:51.672	28.419	175	48.700	136	34.553	160	175
7	1:51.964	28.476	175	49.055	136	34.433	160	175									

37 Fredy Suter , Renault Clio / CHE

theoretical besttime: 1:52.439

Lap	Time	S1	V1	S2	V2	S3	V3	Vmax	Lap	Time	S1	V1	S2	V2	S3	V3	Vmax
1	2:30.567		101	1:01.776	95	39.276	156	101	8	1:59.067	28.897	172	50.343	126			172
2	1:54.276	28.963	172	50.206	119	35.107	156	172	9	5:11.256	3:44.222	142	51.455	123	35.579	157	142
3	1:54.053	29.135	173	49.305	126		154	173	10	1:53.543	29.087	171	49.514	118	34.942	156	171
4	1:55.942	30.254	173	50.546	127	35.142	157	173	11	1:53.572	29.484	170	49.125	127	34.963	157	170
5	1:53.448	28.681	175	49.517	121	35.250	156	175	12	1:52.884	28.945	172	49.306	120	34.633	157	172
6	1:54.165	29.227	172	49.844	121	35.094	156	172	13	1:53.193	28.870	171	49.275	124	35.048	157	171
7	1:53.443	29.070	171	49.424	123	34.949	158	171	14	1:53.643	28.837	172	49.900	123	34.906	158	172

39 Michael Ruh , Renault Clio / CHE

theoretical besttime: 1:52.260

Lap	Time	S1	V1	S2	V2	S3	V3	Vmax	Lap	Time	S1	V1	S2	V2	S3	V3	Vmax
1	2:29.146		104	1:01.465	104	38.648	159	104	8	1:53.647	29.025	170	49.242	120		152	170
2	1:53.230	28.938	174	49.439	126	34.853	159	174	9	1:55.862	29.906	153	51.197	122	34.759	157	153
3	1:52.857	28.853	175	49.224	129	34.780	160	175	10	1:53.370	29.120	171	49.272	125	34.978	158	171
4	1:53.090	28.867	175	49.437	127	34.786	159	175	11	1:52.730	28.933	172	48.989	124	34.808	159	172
5	1:53.656	29.258	173	49.424	121		155	173	12	1:53.264	28.943	171	49.103	124	35.218	150	171
6	2:01.466	29.343	170	50.241	123		170	170	13	2:01.251	31.028	152	55.805	128	34.418	160	152
7	6:41.907	5:12.886	155	53.849	118	35.172	158	155									

42 Robert Kiesel , Renault Clio / POL

theoretical besttime: 1:51.852

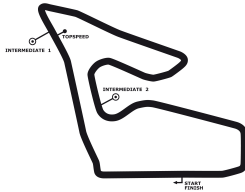
Lap	Time	S1	V1	S2	V2	S3	V3	Vmax	Lap	Time	S1	V1	S2	V2	S3	V3	Vmax
1	2:48.236		107	58.694	117	35.725	157	107	8	2:01.189	28.992	171	50.749	117			171
2	1:54.467	29.280	173	49.925	127	35.262	155	173	9	3:47.871	2:20.914	166	51.295	132	35.662	135	166
3	1:54.040	29.490	173	49.500	128	35.050	157	173	10	1:54.010	30.461	175	49.164	139	34.385	160	175
4	1:54.235	28.958	176	49.838	116	35.439	155	176	11	1:51.954	28.617	175	48.986	134	34.351	160	175
5	2:03.749	29.040	173	49.716	135		173	173	12	1:52.960	28.515	175	49.833	130	34.612	159	175
6	4:18.129	2:44.216	142	57.671	126	36.242	154	142	13	1:52.059	28.563	173	49.070	137	34.426	160	173
7	2:40.345	37.695	81	1:23.868	83	38.782	158	81									

DTM Spielberg

Red Bull Ring, length 4326 m

01. - 03.06.2012

Renault Clio Cup



-Reg.No.: CR 07/2012

Lap Analysis qualifying, 02.06.2012

43 Jan Kisiel , Renault Clio / POL

theoretical besttime: 1:51.868

Lap	Time	S1	V1	S2	V2	S3	V3	Vmax	Lap	Time	S1	V1	S2	V2	S3	V3	Vmax
1	2:47.789		103	58.625	115	35.894	153	103	9	3:26.045	2:00.131	166	50.048	126	35.866	159	166
2	1:54.265	29.384	169	49.642	118	35.239	156	169	10	1:53.048	29.178	170	49.160	127	34.710	158	170
3	1:53.598	29.131	170	49.504	121	34.963	157	170	11	1:52.696	29.168	171	49.122	130	34.406	160	171
4	1:53.489	29.184	170	49.366	122	34.939	158	170	12	1:52.233	28.884	172	48.969	134	34.380	159	172
5	1:55.015	29.150	158	50.990	125	34.875	159	158	13	1:52.056	28.753	172	48.908	129	34.395	159	172
6	1:53.055	29.060	171	49.137	124	34.858	157	171	14	1:54.051	28.739	172	50.856	127	34.456	160	172
7	1:53.079	28.962	171	49.373	119	34.744	157	171	15	1:52.015	28.580	173	49.023	130	34.412	160	173
8	2:01.502	29.758	163	51.922	120			163									

44 Maciej Ostoja-Chyzynski , Renault Clio / POL

theoretical besttime: 1:52.712

Lap	Time	S1	V1	S2	V2	S3	V3	Vmax	Lap	Time	S1	V1	S2	V2	S3	V3	Vmax
1	3:05.086		103	1:07.192	73	41.828	158	103	8	1:54.473	29.227	171	49.660	123	35.586	156	171
2	1:54.998	29.041	174	50.323	143	35.634	157	174	9	1:54.017	29.436	169	49.421	132	35.160	156	169
3	1:56.859	31.572	169	49.954	128	35.333	155	169	10	1:53.988	29.279	169	49.478	136	35.231	155	169
4	1:54.742	29.124	172	49.777	140	35.841	156	172	11	1:53.630	29.234	172	49.510	132	34.886	156	172
5	2:04.831	29.384	171	50.285	132			171	12	1:53.293	29.174	171	49.337	133	34.782	158	171
6	4:32.591	3:00.412	141	56.665	120	35.514	156	141	13	1:53.308	29.043	171	49.345	131	34.920	158	171
7	1:53.578	29.142	170	49.206	139	35.230	156	170	14	1:52.969	28.927	171	49.003	135	35.039	157	171

46 Pjotr Wojcik , Renault Clio / POL

theoretical besttime: 1:52.844

Lap	Time	S1	V1	S2	V2	S3	V3	Vmax	Lap	Time	S1	V1	S2	V2	S3	V3	Vmax
1	3:13.283		89	1:06.566	103	46.048	156	89	8	1:53.517	29.140	170	49.287	122	35.090	157	170
2	1:54.109	29.145	171	49.855	127	35.109	156	171	9	1:53.678	29.193	170	49.570	123	34.915	156	170
3	1:53.777	29.090	171	49.764	121	34.923	156	171	10	1:53.268	29.261	170	49.354	130	34.653	156	170
4	2:00.655	29.211	171	49.303	124			171	11	1:54.698	29.620	169	50.308	126	34.770	158	169
5	4:19.303	2:35.315	134	1:03.219	117	40.769	155	134	12	1:53.522	29.463	169	49.325	127		158	169
6	1:53.970	29.213	168	49.839	121	34.918	156	168	13	1:53.325	28.904	170	49.499	128	34.922	158	170
7	1:54.998	29.568	167	50.284	116	35.146	158	167	14	1:53.197	29.009	170	49.391	127	34.797	155	170

48 Alf Ahrens , Renault Clio / DEU

theoretical besttime: 1:50.983

Lap	Time	S1	V1	S2	V2	S3	V3	Vmax	Lap	Time	S1	V1	S2	V2	S3	V3	Vmax
1	3:04.071		77	1:09.934	81	41.254	160	77	9	2:01.213	28.638	175	57.947	122	34.628	156	175
2	1:52.345	28.733	177	49.092	125	34.520	161	177	10	1:52.334	28.950	174	49.006	128	34.378	158	174
3	1:51.776	28.145	179	49.392	123	34.239	161	179	11	1:55.604	28.759	173	52.140	124	34.705	153	173
4	1:52.302	28.457	178	49.665	123	34.180	160	178	12	1:52.518	28.801	176	48.658	126	35.059	158	176
5	1:52.550	28.676	175	48.928	126		158	175	13	1:51.838	28.457	175	49.137	124	34.244	160	175
6	2:05.560	30.314	147	52.132	121			147	14	1:51.898	28.370	176	49.065	125	34.463	159	176
7	3:29.579	1:52.692	163	58.348	111	38.539	158	163	15	1:51.816	28.434	175	49.053	128	34.329	160	175
8	1:53.823	28.715	173	50.300	129	34.808	158	173									

54 David Dickenson , Renault Clio / IRL

theoretical besttime: 1:50.803

Lap	Time	S1	V1	S2	V2	S3	V3	Vmax	Lap	Time	S1	V1	S2	V2	S3	V3	Vmax
1	3:22.912		145	1:11.330	101	42.343	156	145	9	3:35.737	2:09.286	166	51.405	125	35.046	157	166
2	1:53.068	29.166	172	49.198	133	34.704	160	172	10	1:51.564	28.772	172	48.482	127	34.310	159	172
3	1:52.489	28.890	173	49.011	134	34.588	158	173	11	1:51.430	28.644	174	48.267	132	34.519	160	174
4	1:51.975	28.665	173	48.734	134	34.576	156	173	12	2:00.586	31.954	126	53.126	118	35.506	160	126
5	1:52.054	28.811	174	48.707	135		158	174	13	1:54.289	28.507	173	50.757	136	35.025	159	173
6	1:51.153	28.455	175	48.505	132	34.193	160	175	14	1:51.518	28.575	174	48.500	137	34.443	160	174
7	1:51.002	28.377	176	48.428	132	34.197	159	176	15	1:51.105	28.343	175	48.418	136	34.344	160	175
8	2:09.631	28.872	173	49.098	125			173									

55 Gabriel Prinoth , Renault Clio / ITA

theoretical besttime: 1:52.469

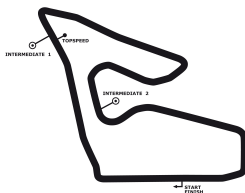
Lap	Time	S1	V1	S2	V2	S3	V3	Vmax	Lap	Time	S1	V1	S2	V2	S3	V3	Vmax
1	3:24.174		93	1:20.420	95	41.790	160	93	8	1:55.465	28.957	171	49.976	130	36.532	159	171
2	1:54.015	28.949	174	49.998	125	35.068	158	174	9	2:04.124	29.156	171	49.970	122		171	
3	1:53.729	29.100	173	49.451	119	35.178	158	173	10	4:17.605	2:46.593	158	53.143	123	37.869	161	158
4	1:53.226	28.966	173	49.565	121	34.695	160	173	11	2:19.845	28.833	177	1:00.258	98		177	
5	1:53.443	29.098	173	49.233	127	35.112	159	173	12	4:01.508	2:32.884	142	51.863	125	36.761	160	142
6	1:52.863	29.005	173	49.047	126	34.811	160	173	13	1:52.999	29.003	173	49.039	131	34.957	160	173
7	1:52.678	28.989	173	49.092	129	34.597	158	173									

DTM Spielberg

Red Bull Ring, length 4326 m

01. - 03.06.2012

Renault Clio Cup



CLIO CUP

Lap Analysis qualifying, 02.06.2012

-Reg.No.: CR 07/2012

56 Chris Swanwick , Renault Clio / GBR

theoretical besttime: 1:51.414

Lap	Time	S1	V1	S2	V2	S3	V3	Vmax	Lap	Time	S1	V1	S2	V2	S3	V3	Vmax
1	3:23.369		144	1:10.840	98	41.864	158	144	9	2:06.029	28.833	171	48.964	145			171
2	1:53.442	29.081	175	49.584	135		158	175	10	3:33.477	2:02.447	110	53.553	114	37.477	127	110
3	1:52.783	28.649	175	49.254	136	34.880	159	175	11	1:52.896	29.698	174	48.606	137		160	174
4	1:53.201	29.080	174	49.664	136	34.457	159	174	12	1:52.425	28.585	174	49.249	136	34.591	159	174
5	1:51.788	28.633	174	48.932	129	34.223	158	174	13	1:53.135	28.936	171	49.564	138	34.635	159	171
6	1:52.093	28.761	174	49.050	134	34.282	159	174	14	1:54.325	28.737	172	50.273	141		157	172
7	1:52.480	28.828	173	48.744	141	34.908	158	173	15	1:52.361	28.871	171	48.921	140	34.569	160	171
8	1:52.747	29.014	171	49.358	137	34.375	159	171									

57 Laurent Kolly , Renault Clio / AUT

theoretical besttime: 1:53.298

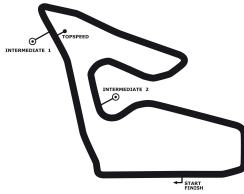
Lap	Time	S1	V1	S2	V2	S3	V3	Vmax	Lap	Time	S1	V1	S2	V2	S3	V3	Vmax
1	3:28.875		103	1:15.350	82	45.502	153	103	8	1:54.228	29.511	170	49.367	125	35.350	156	170
2	1:57.648	30.067	169	51.633	115	35.948	157	169	9	2:08.071	29.370	170	52.287	111			170
3	1:55.739	29.360	171	50.775	114	35.604	157	171	10	3:57.150	2:27.319	160	52.971	115	36.860	158	160
4	1:55.565	29.553	171	50.333	120	35.679	157	171	11	1:53.729	28.953	174	49.602	119	35.174	158	174
5	1:54.121	29.268	172	49.626	120	35.227	157	172	12	1:53.556	28.947	172	49.456	122	35.153	157	172
6	1:54.936	29.195	172	50.539	121	35.202	158	172	13	1:58.353	29.045	172	52.670	119	36.638	159	172
7	1:54.586	29.366	171	49.651	123	35.569	157	171	14	1:53.447	28.899	174	49.516	121	35.032	158	174

DTM Spielberg

Red Bull Ring, length 4326 m

01. - 03.06.2012

Renault Clio Cup



CLIO CUP

Topspeed qualifying, 02.06.2012

-Reg.No.: CR 07/2012

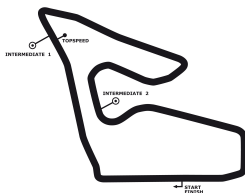
Car No.	Driver	Make	Speed km/h
48	Alf Ahrens	Renault Clio	179
7	Marcus Kern	Renault Clio	178
11	Tomas Pekar	Renault Clio	178
20	Wojciech Giermaziak	Renault Clio	177
55	Gabriel Prinoth	Renault Clio	177
6	Thomas Kern	Renault Clio	177
1	Reto Wuest	Renault Clio	177
17	Pascal Eberle	Renault Clio	177
54	David Dickenson	Renault Clio	176
42	Robert Kisiel	Renault Clio	176
36	Dino Calcum	Renault Clio	176
4	Rene Leutenegger	Renault Clio	176
56	Chris Swanwick	Renault Clio	175
37	Fredy Suter	Renault Clio	175
35	Marc-Uwe von Niesewand	Renault Clio	175
5	Milan Haering	Renault Clio	175
39	Michael Ruh	Renault Clio	175
12	Lukas Uxa	Renault Clio	175
2	Daniel Hadorn	Renault Clio	175
3	Peter Conrad Schreiber	Renault Clio	174
44	Maciej Ostojka-Chyzynski	Renault Clio	174
9	Andreas Stucki	Renault Clio	174
57	Laurent Kolly	Renault Clio	174
43	Jan Kisiel	Renault Clio	173
16	Sebastian Steibel	Renault Clio	172
46	Pjotr Wojcik	Renault Clio	171

DTM Spielberg

Red Bull Ring, length 4326 m

01. - 03.06.2012

Renault Clio Cup



CLIO CUP

Best Sector Times qualifying

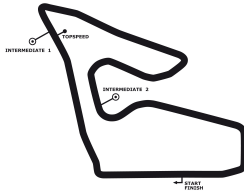
Pos.	sector 1			sector 2			sector 3			theoretical and best lap time				
	No	Driver	Time	No	Driver	Time	No	Driver	Time	No	Driver	theoreticæ	Best	Pos
1	48	Ahrens A.	28.145	54	Dickenson D.	48.267	2	Hadorn D.	34.115	54	Dickenson D.	1:50.803	1:51.002	1
2	17	Eberle P.	28.244	11	Pekar T.	48.380	48	Ahrens A.	34.180	48	Ahrens A.	1:50.983	1:51.776	8
3	36	Calcum D.	28.333	2	Hadorn D.	48.588	17	Eberle P.	34.187	2	Hadorn D.	1:51.096	1:51.294	2
4	54	Dickenson D.	28.343	9	Stucki A.	48.602	54	Dickenson D.	34.193	11	Pekar T.	1:51.119	1:51.440	4
5	6	Kern T.	28.357	56	Swanwick C.	48.606	36	Calcum D.	34.194	36	Calcum D.	1:51.178	1:51.436	3
6	11	Pekar T.	28.371	36	Calcum D.	48.651	7	Kern M.	34.196	17	Eberle P.	1:51.339	1:51.493	5
7	2	Hadorn D.	28.393	48	Ahrens A.	48.658	56	Swanwick C.	34.223	7	Kern M.	1:51.382	1:51.802	11
8	7	Kern M.	28.408	35	von Niesewand M.	48.718	4	Leutenegger R.	34.236	56	Swanwick C.	1:51.414	1:51.788	9
9	1	Wuest R.	28.440	20	Giermaziak W.	48.725	35	von Niesewand M.	34.243	35	von Niesewand M.	1:51.439	1:51.575	6
10	35	von Niesewand M.	28.478	7	Kern M.	48.778	42	Kisiel R.	34.351	4	Leutenegger R.	1:51.622	1:51.693	7
11	42	Kisiel R.	28.515	4	Leutenegger R.	48.797	20	Giermaziak W.	34.358	20	Giermaziak W.	1:51.631	1:51.869	12
12	20	Giermaziak W.	28.548	1	Wuest R.	48.843	11	Pekar T.	34.368	6	Kern T.	1:51.796	1:52.127	16
13	43	Kisiel J.	28.580	43	Kisiel J.	48.908	43	Kisiel J.	34.380	9	Stucki A.	1:51.797	1:51.797	10
14	56	Swanwick C.	28.585	17	Eberle P.	48.908	39	Ruh M.	34.418	42	Kisiel R.	1:51.852	1:51.954	13
15	4	Leutenegger R.	28.589	6	Kern T.	48.977	6	Kern T.	34.462	43	Kisiel J.	1:51.868	1:52.015	15
16	37	Suter F.	28.681	42	Kisiel R.	48.986	9	Stucki A.	34.503	1	Wuest R.	1:51.919	1:51.971	14
17	9	Stucki A.	28.692	39	Ruh M.	48.989	5	Haering M.	34.521	39	Ruh M.	1:52.260	1:52.730	19
18	5	Haering M.	28.736	44	Ostoja-Chyzynski M.	49.003	55	Prinoth G.	34.597	5	Haering M.	1:52.271	1:52.540	17
19	55	Prinoth G.	28.833	5	Haering M.	49.014	37	Suter F.	34.633	37	Suter F.	1:52.439	1:52.884	20
20	39	Ruh M.	28.853	55	Prinoth G.	49.039	1	Wuest R.	34.636	55	Prinoth G.	1:52.469	1:52.678	18
21	3	Schreiber P.	28.860	37	Suter F.	49.125	46	Wojcik P.	34.653	44	Ostoja-Chyzynski M.	1:52.712	1:52.969	21
22	57	Kolly L.	28.899	46	Wojcik P.	49.287	44	Ostoja-Chyzynski M.	34.782	46	Wojcik P.	1:52.844	1:53.197	22
23	46	Wojcik P.	28.904	12	Uxa L.	49.310	16	Steibel S.	34.828	57	Kolly L.	1:53.298	1:53.447	23
24	44	Ostoja-Chyzynski M.	28.927	57	Kolly L.	49.367	57	Kolly L.	35.032	12	Uxa L.	1:53.532	1:53.876	24
25	12	Uxa L.	28.959	16	Steibel S.	49.830	3	Schreiber P.	35.248	16	Steibel S.	1:53.703	1:54.082	25
26	16	Steibel S.	29.045	3	Schreiber P.	50.044	12	Uxa L.	35.263	3	Schreiber P.	1:54.152	1:54.472	26

DTM Spielberg

Red Bull Ring, length 4326 m

01. - 03.06.2012

Renault Clio Cup

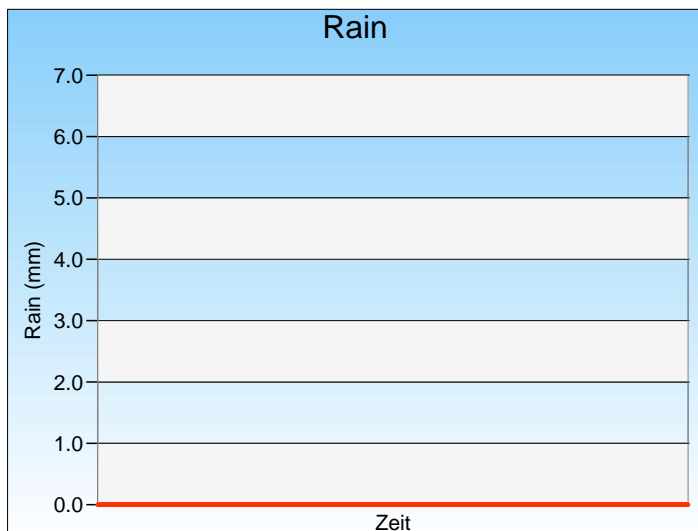
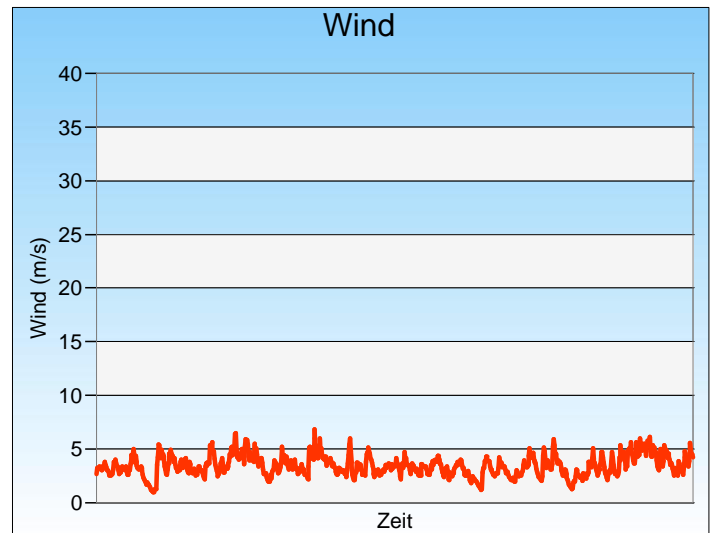
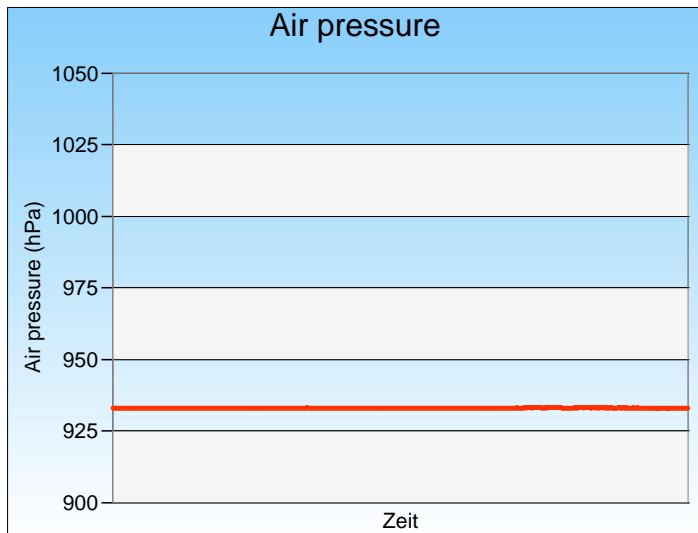
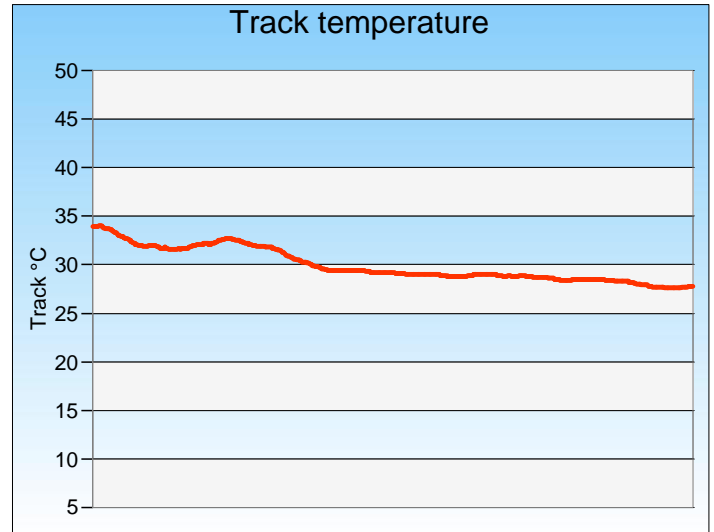
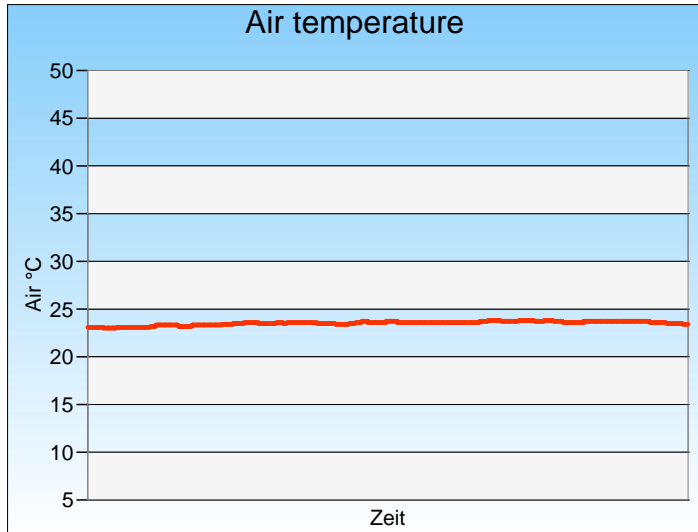


CLIO CUP

Weather qualifying

-Reg.No.: CR 07/2012

02.06.2012, 16:15:00 - 16:45:00



Weather:

sunny

