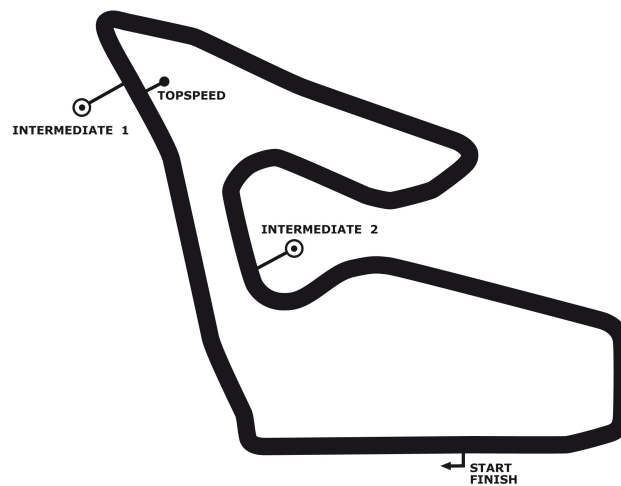


CLIO CUP

DTM Spielberg

race 1



Red Bull Ring 4326 m

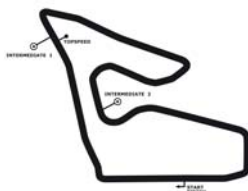
01. - 03.06.2012

DTM Spielberg

Red Bull Ring, length 4326 m

01. - 03.06.2012

Renault Clio Cup



CLIO CUP

Result race 1, 03.06.2012

-Reg.No.: CR 07/2012

Rk	No	ENTRANT/DRIVER	CAR	LAPS	TIME	GAP	INT	km/h	BEST	IN
1	54	Team Pyro-Target David Dickenson (IRL)	Renault Clio	17	31:41.584			139.227	1:50.680	13
2	17	Steibel Motorsport Pascal Eberle (DEU)	Renault Clio	17	31:41.966	00.382	00.382	139.199	1:50.361	12
3	35	Schläppi Race-Tec Marc-Uwe von Niese wand (DEU)	Renault Clio	17	31:42.327	00.743	00.361	139.172	1:50.522	12
4	2	Wüst Motorsport Daniel Hadorn (CHE)	Renault Clio	17	31:43.961	02.377	01.634	139.053	1:50.773	14
5	48	Schlaug Motorsport Alf Ahrens (DEU)	Renault Clio	17	31:44.184	02.600	00.223	139.037	1:50.758	14
6	36	Schläppi Race-Tec Dino Calcum (DEU)	Renault Clio	17	31:47.149	05.565	02.965	138.820	1:50.798	16
7	9	Stucki Motorsport Andreas Stucki (CHE)	Renault Clio	17	31:47.876	06.292	00.727	138.768	1:50.976	16
8	7	Schlaug Motorsport Marcus Kern (DEU)	Renault Clio	17	31:52.002	10.418	04.126	138.468	1:51.126	14
9	43	Waab MS / Sky Poland Jan Kisiel (POL)	Renault Clio	17	31:54.082	12.498	02.080	138.318	1:51.075	7
10	1	Wüst Motorsport Reto Wuest (CHE)	Renault Clio	17	31:57.734	16.150	03.652	138.054	1:51.123	13
11	4	Wüst Motorsport Rene Leutenegger (CHE)	Renault Clio	17	31:58.500	16.916	00.766	137.999	1:51.138	16
12	39	Schläppi Race-Tec Michael Ruh (CHE)	Renault Clio	17	32:02.936	21.352	04.436	137.681	1:51.577	10
13	55	Team Pyro-Target Gabriel Prinoth (ITA)	Renault Clio	17	32:06.483	24.899	03.547	137.427	1:51.617	15
14	6	Schlaug Motorsport Thomas Kern (DEU)	Renault Clio	17	32:06.972	25.388	00.489	137.392	1:51.469	6
15	5	Wüst Motorsport Milan Haering (CZE)	Renault Clio	17	32:13.261	31.677	06.289	136.945	1:51.596	16
16	44	Waab Motorsport Maciej Ostoja-Chyzynski (POL)	Renault Clio	17	32:18.981	37.397	05.720	136.541	1:51.824	8
17	56	Team Pyro-Target Chris Swanwick (GBR)	Renault Clio	17	32:19.431	37.847	00.450	136.510	1:51.582	13
18	46	Waab MS / Meble Wojcik RT Pjotr Wojcik (POL)	Renault Clio	17	32:19.518	37.934	00.087	136.504	1:51.594	14
19	37	Schläppi Race-Tec Fredy Suter (CHE)	Renault Clio	17	32:24.463	42.879	04.945	136.156	1:52.627	11
20	16	AMC Burgau - Steibel MS Sebastian Steibel (DEU)	Renault Clio	17	32:25.292	43.708	00.829	136.098	1:52.382	17
21	12	Art of Racing Lukas Uxa (CZE)	Renault Clio	17	32:57.054	1:15.470	31.762	133.912	1:53.671	13
22	3	Wüst Motorsport Peter Conrad Schreiber (CHE)	Renault Clio	17	33:18.845	1:37.261	21.791	132.452	1:53.243	9
23	57	Team Pyro-Target Laurent Kolly (AUT)	Renault Clio	16	30:53.287	1 Runde	1 Runde	134.452	1:52.458	10
24	42	Waab MS / Sky Poland Robert Kisiel (POL)	Renault Clio	16	32:07.296	1 Runde	1:14.009	129.289	1:51.738	13
NOT CLASSIFIED										
	20	Motion Motive Wojciech Giermaziak (POL)	Renault Clio	9	17:10.972	8 Runden		135.952	1:51.286	7
	11	Josef Pekar Tomas Pekar (CZE)	Renault Clio	5	9:26.527	12 Runden		137.448	1:51.427	5

fastest lap: 17 Eberle Pascal 1:50.361 = 141.115 km/h at lap 12

CAR # 3 - 30 SEC. DRIVE THROUGH SUBSTITUTE PENALTY

Issued:	Clerk of the Course:	Timekeeper:
---------	----------------------	-------------

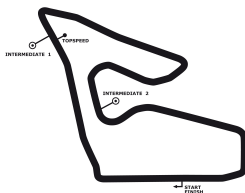
Subject to final scrutineering !

DTM Spielberg

Red Bull Ring, length 4326 m

01. - 03.06.2012

Renault Clio Cup



CLIO CUP

Lap by Lap race 1, 03.06.2012

-Reg.No.: CR 07/2012

1 Reto Wuest , Renault Clio / CHE															
1	2:04.018	2	1:54.042	3	1:53.371	4	1:51.501	5	1:54.192	6	1:51.960	7	1:53.421	8	1:52.550
9	1:51.886	10	1:51.226	11	1:51.624	12	1:51.350	13	1:51.123	14	1:51.298	15	1:51.519	16	1:51.450
17	1:51.203														

2 Daniel Hadorn , Renault Clio / CHE															
1	2:00.337	2	1:52.906	3	1:51.688	4	1:51.286	5	1:50.893	6	1:51.229	7	1:51.240	8	1:51.910
9	1:53.307	10	1:51.489	11	1:51.297	12	1:51.083	13	1:50.864	14	1:50.773	15	1:51.201	16	1:51.410
17	1:51.048														

3 Peter Conrad Schreiber , Renault Clio / CHE															
1	2:10.757	2	1:56.181	3	1:55.535	4	1:54.570	5	1:55.272	6	1:54.218	7	1:54.044	8	1:55.575
9	1:53.243	10	1:53.799	11	1:54.708	12	1:54.670	13	1:56.208	14	1:53.835	15	1:54.803	16	1:55.695
17	1:55.732														

4 Rene Leutenegger , Renault Clio / CHE															
1	2:01.831	2	1:56.073	3	1:54.716	4	1:51.901	5	1:52.947	6	1:52.129	7	1:52.635	8	1:53.015
9	1:52.349	10	1:51.440	11	1:51.373	12	1:51.338	13	1:51.420	14	1:51.339	15	1:51.411	16	1:51.138
17	1:51.445														

5 Milan Haering , Renault Clio / CZE															
1	2:05.500	2	1:56.038	3	1:55.495	4	1:53.049	5	1:52.563	6	1:53.248	7	1:53.724	8	1:52.261
9	1:51.899	10	1:52.936	11	1:51.751	12	1:53.909	13	1:51.991	14	1:53.005	15	1:52.018	16	1:51.596
17	1:52.278														

6 Thomas Kern , Renault Clio / DEU															
1	2:04.955	2	1:55.364	3	1:53.813	4	1:52.929	5	1:53.556	6	1:51.469	7	1:52.166	8	1:52.712
9	1:52.004	10	1:52.882	11	1:52.747	12	1:52.672	13	1:51.866	14	1:52.253	15	1:52.071	16	1:51.773
17	1:51.740														

7 Marcus Kern , Renault Clio / DEU															
1	2:03.233	2	1:53.792	3	1:52.037	4	1:52.775	5	1:52.678	6	1:51.892	7	1:51.139	8	1:51.450
9	1:51.238	10	1:51.134	11	1:51.151	12	1:51.266	13	1:51.167	14	1:51.126	15	1:51.712	16	1:52.169
17	1:52.043														

9 Andreas Stucki , Renault Clio / CHE															
1	2:02.156	2	1:53.502	3	1:51.903	4	1:52.930	5	1:51.789	6	1:51.777	7	1:51.401	8	1:51.548
9	1:51.458	10	1:51.328	11	1:51.184	12	1:51.207	13	1:51.252	14	1:51.058	15	1:51.011	16	1:50.976
17	1:51.396														

11 Tomas Pekar , Renault Clio / CZE															
1	1:59.309	2	1:52.271	3	1:51.827	4	1:51.693	5	1:51.427						

12 Lukas Uxa , Renault Clio / CZE															
1	2:11.913	2	1:55.583	3	1:55.615	4	1:54.724	5	1:54.987	6	1:54.441	7	1:53.829	8	1:55.504
9	2:06.222	10	1:55.121	11	1:54.441	12	1:53.810	13	1:53.671	14	1:55.001	15	1:53.683	16	1:54.130
17	1:54.379														

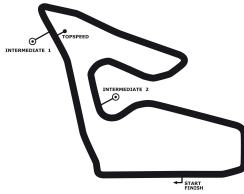
16 Sebastian Steibel , Renault Clio / DEU															
1	2:08.187	2	1:56.799	3	1:53.887	4	1:54.185	5	1:52.757	6	1:55.512	7	1:54.064	8	1:54.065

DTM Spielberg

Red Bull Ring, length 4326 m

01. - 03.06.2012

Renault Clio Cup



CLIO CUP

Lap by Lap race 1, 03.06.2012

-Reg.No.: CR 07/2012

9	1:52.879	10	1:53.260	11	1:52.702	12	1:52.941	13	1:53.411	14	1:52.912	15	1:52.895	16	1:52.454
17	1:52.382														

17 Pascal Eberle , Renault Clio / DEU															
1	2:00.722	2	1:54.579	3	1:51.258	4	1:51.355	5	1:50.656	6	1:50.881	7	1:51.078	8	1:51.474
9	1:52.425	10	1:51.153	11	1:50.672	12	1:50.361	13	1:50.604	14	1:50.769	15	1:50.818	16	1:51.146
17	1:52.015														

20 Wojciech Giermaziak , Renault Clio / POL															
1	2:06.740	2	1:54.879	3	1:55.135	4	1:52.706	5	1:53.147	6	1:52.255	7	1:51.286	8	1:52.884
9	1:51.940														

35 Marc-Uwe von Niesewand , Renault Clio / DEU															
1	2:01.057	2	1:53.009	3	1:51.612	4	1:51.316	5	1:50.833	6	1:50.909	7	1:51.047	8	1:51.881
9	1:52.392	10	1:51.867	11	1:50.878	12	1:50.522	13	1:50.673	14	1:50.757	15	1:50.979	16	1:51.332
17	1:51.263														

36 Dino Calcum , Renault Clio / DEU															
1	1:59.980	2	1:52.237	3	1:51.713	4	1:51.536	5	1:51.280	6	1:53.470	7	1:51.274	8	1:55.028
9	1:51.045	10	1:51.271	11	1:51.343	12	1:51.584	13	1:51.129	14	1:51.023	15	1:51.154	16	1:50.798
17	1:51.284														

37 Fredy Suter , Renault Clio / CHE															
1	2:07.162	2	1:55.959	3	1:54.297	4	1:53.947	5	1:54.101	6	1:55.366	7	1:52.717	8	1:54.061
9	1:53.188	10	1:53.371	11	1:52.627	12	1:53.192	13	1:52.813	14	1:52.949	15	1:52.661	16	1:53.282
17	1:52.770														

39 Michael Ruh , Renault Clio / CHE															
1	2:04.850	2	1:55.336	3	1:53.514	4	1:53.077	5	1:53.279	6	1:51.666	7	1:52.076	8	1:52.325
9	1:52.237	10	1:51.577	11	1:51.840	12	1:52.119	13	1:51.585	14	1:51.703	15	1:52.117	16	1:51.661
17	1:51.974														

42 Robert Kisiel , Renault Clio / POL															
1	2:04.372	2	1:54.418	3	1:53.606	4	1:51.863	5	1:52.661	6	1:52.452	7	1:52.363	8	3:46.996
9	1:54.105	10	1:52.531	11	1:52.773	12	1:51.889	13	1:51.738	14	1:51.981	15	1:51.779	16	1:51.769

43 Jan Kisiel , Renault Clio / POL															
1	2:03.399	2	1:54.581	3	1:52.683	4	1:51.686	5	1:52.508	6	1:52.225	7	1:51.075	8	1:51.624
9	1:52.039	10	1:51.340	11	1:51.078	12	1:51.314	13	1:51.174	14	1:51.957	15	1:52.084	16	1:51.694
17	1:51.621														

44 Maciej Ostoja-Chyzynski , Renault Clio / POL															
1	2:07.332	2	1:55.120	3	1:53.527	4	1:52.935	5	1:52.749	6	1:51.852	7	1:52.278	8	1:51.824
9	1:52.520	10	1:55.987	11	1:54.668	12	1:53.333	13	1:52.488	14	1:52.063	15	1:53.039	16	1:52.727
17	1:54.539														

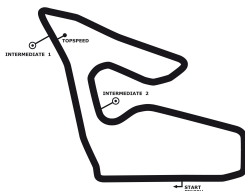
46 Pjotr Wojcik , Renault Clio / POL															
1	2:08.171	2	1:55.236	3	1:54.251	4	1:53.971	5	1:53.340	6	1:55.785	7	1:53.279	8	1:52.242
9	1:53.891	10	1:52.414	11	1:52.503	12	1:52.213	13	1:52.050	14	1:51.594	15	1:51.678	16	1:52.672
17	1:54.228														

DTM Spielberg

Red Bull Ring, length 4326 m

01. - 03.06.2012

Renault Clio Cup



CLIO CUP

Lap by Lap race 1, 03.06.2012

-Reg.No.: CR 07/2012

48 Alf Ahrens , Renault Clio / DEU															
1	2:01.287	2	1:53.541	3	1:51.515	4	1:50.985	5	1:51.008	6	1:50.814	7	1:52.791	8	1:51.500
9	1:51.684	10	1:51.434	11	1:51.323	12	1:50.975	13	1:51.182	14	1:50.758	15	1:51.346	16	1:50.964
17	1:51.077														

54 David Dickenson , Renault Clio / IRL															
1	1:58.325	2	1:52.559	3	1:51.813	4	1:51.838	5	1:51.337	6	1:51.613	7	1:51.274	8	1:51.351
9	1:51.505	10	1:51.488	11	1:51.205	12	1:51.400	13	1:50.680	14	1:50.948	15	1:51.123	16	1:51.128
17	1:51.997														

55 Gabriel Prinoth , Renault Clio / ITA															
1	2:05.775	2	1:55.703	3	1:53.814	4	1:52.429	5	1:53.199	6	1:51.738	7	1:52.191	8	1:52.387
9	1:52.263	10	1:52.708	11	1:52.056	12	1:52.312	13	1:52.052	14	1:52.143	15	1:51.617	16	1:52.073
17	1:52.023														

56 Chris Swanwick , Renault Clio / GBR															
1	2:02.350	2	1:53.425	3	1:52.166	4	1:53.523	5	1:55.014	6	1:52.252	7	1:52.243	8	2:05.960
9	1:52.837	10	1:52.135	11	1:51.923	12	1:52.207	13	1:51.582	14	1:51.600	15	1:52.808	16	1:52.561
17	1:54.845														

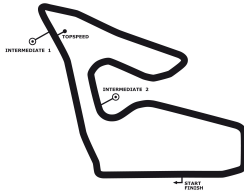
57 Laurent Kolly , Renault Clio / AUT															
1	2:12.624	2	1:56.637	3	1:55.025	4	1:54.574	5	1:55.224	6	1:53.444	7	1:54.331	8	1:54.977
9	1:54.208	10	1:52.458	11	1:54.711	12	1:54.263	13	1:55.717	14	1:54.730	15	1:54.699	16	1:55.665

DTM Spielberg

Red Bull Ring, length 4326 m

01. - 03.06.2012

Renault Clio Cup



CLIO CUP

-Reg.No.: CR 07/2012

Lap Analysis race 1, 03.06.2012

1 Reto Wuest , Renault Clio / CHE									theoretical besttime: 1:50.810								
Lap	Time	S1	V1	S2	V2	S3	V3	Vmax	Lap	Time	S1	V1	S2	V2	S3	V3	Vmax
1	2:04.018	36.513	178	51.922	126	35.583	160	178	10	1:51.226	28.375	178	48.633	137	34.218	160	178
2	1:54.042	29.062	175	50.200	130	34.780	160	175	11	1:51.624	28.580	177	48.691	139	34.353	160	177
3	1:53.371	29.431	175	49.524	129	34.416	162	175	12	1:51.350	28.492	177	48.524	136	34.334	159	177
4	1:51.501	28.298	180	48.916	136	34.287	162	180	13	1:51.123	28.508	177	48.336	140	34.279	161	177
5	1:54.192	28.586	180	50.594	136	35.012	162	180	14	1:51.298	28.412	178	48.524	140	34.362	161	178
6	1:51.960	28.419	181	49.163	135	34.378	160	181	15	1:51.519	28.543	178	48.467	138	34.509	160	178
7	1:53.421	28.380	182	48.834	137	36.207	162	182	16	1:51.450	28.538	178	48.736	131	34.176	159	178
8	1:52.550	28.459	182	49.399	123	34.692	161	182	17	1:51.203	28.343	178	48.482	133	34.378	159	178
9	1:51.886	28.626	177	48.493	142	34.767	160	177									

2 Daniel Hadorn , Renault Clio / CHE									theoretical besttime: 1:50.491								
Lap	Time	S1	V1	S2	V2	S3	V3	Vmax	Lap	Time	S1	V1	S2	V2	S3	V3	Vmax
1	2:00.337	33.635	175	51.053	124	35.649	160	175	10	1:51.489	28.362	181	48.981	130	34.146	161	181
2	1:52.906	28.586	180	49.655	127	34.665	161	180	11	1:51.297	28.130	182	48.860	128	34.307	161	182
3	1:51.688	28.586	177	48.753	130	34.349	160	177	12	1:51.083	28.368	180	48.432	133	34.283	161	180
4	1:51.286	28.562	177	48.454	133	34.270	162	177	13	1:50.864	28.374	180	48.540	136	33.950	161	180
5	1:50.893	28.339	178	48.454	129	34.100	162	178	14	1:50.773	28.393	177	48.431	137	33.949	161	177
6	1:51.229	28.371	179	48.678	132	34.180	160	179	15	1:51.201	28.581	177	48.593	134	34.027	159	177
7	1:51.240	28.292	178	48.692	133	34.256	160	178	16	1:51.410	28.622	177	48.649	133	34.139	160	177
8	1:51.910	28.394	178	49.189	135	34.327	161	178	17	1:51.048	28.360	178	48.412	131	34.276	160	178
9	1:53.307	28.810	177	50.204	130	34.293	161	177									

3 Peter Conrad Schreiber , Renault Clio / CHE									theoretical besttime: 1:53.139								
Lap	Time	S1	V1	S2	V2	S3	V3	Vmax	Lap	Time	S1	V1	S2	V2	S3	V3	Vmax
1	2:10.757	39.646	176	55.137	105	35.974	158	176	10	1:53.799	28.899	176	49.882	113	35.018	157	176
2	1:56.181	28.987	178	51.162	107	36.032	157	178	11	1:54.708	28.878	178	50.792	112	35.038	157	178
3	1:55.535	28.912	177	50.559	111	36.064	155	177	12	1:54.670	28.936	175	49.805	115	35.929	154	175
4	1:54.570	28.765	177	50.659	109	35.146	159	177	13	1:56.208	29.968	177	50.469	107	35.771	158	177
5	1:55.272	29.606	175	50.495	114	35.171	156	175	14	1:53.835	28.776	176	50.039	119	35.020	159	176
6	1:54.218	28.810	177	50.575	114	34.833	160	177	15	1:54.803	28.846	176	50.663	115	35.294	158	176
7	1:54.044	28.616	177	50.337	121	35.091	158	177	16	1:55.695	30.016	173	50.397	122	35.282	157	173
8	1:55.575	28.870	177	50.733	109	35.972	156	177	17	1:55.732	29.812	173	50.078	123	35.842	150	173
9	1:53.243	28.655	176	49.690	116	34.898	160	176									

4 Rene Leutenegger , Renault Clio / CHE									theoretical besttime: 1:50.779								
Lap	Time	S1	V1	S2	V2	S3	V3	Vmax	Lap	Time	S1	V1	S2	V2	S3	V3	Vmax
1	2:01.831	35.294	175	51.427	125	35.110	158	175	10	1:51.440	28.602	178	48.537	140	34.301	160	178
2	1:56.073	28.779	178	51.936	131	35.358	153	178	11	1:51.373	28.480	179	48.684	134	34.209	160	179
3	1:54.716	29.967	177	50.393	135	34.356	160	177	12	1:51.338	28.519	178	48.584	139	34.235	160	178
4	1:51.901	28.499	179	48.969	132	34.433	160	179	13	1:51.420	28.701	178	48.429	135	34.290	159	178
5	1:52.947	28.775	178	49.151	124	35.021	159	178	14	1:51.339	28.423	178	48.703	138	34.213	160	178
6	1:52.129	28.516	179	49.245	133	34.368	161	179	15	1:51.411	28.369	179	48.701	140	34.341	160	179
7	1:52.635	28.732	179	48.750	139	35.153	160	179	16	1:51.138	28.354	179	48.778	135	34.006	160	179
8	1:53.015	28.585	179	49.154	138	35.276	159	179	17	1:51.445	28.844	177	48.419	138	34.182	160	177
9	1:52.349	28.668	179	48.822	141	34.859	157	179									

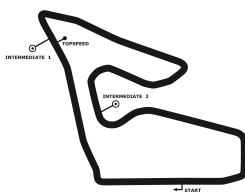
5 Milan Haering , Renault Clio / CZE									theoretical besttime: 1:51.249								
Lap	Time	S1	V1	S2	V2	S3	V3	Vmax	Lap	Time	S1	V1	S2	V2	S3	V3	Vmax
1	2:05.500	37.400	179	51.847	129	36.253	161	179	10	1:52.936	28.486	178	49.025		35.425	160	178
2	1:56.038	28.903	178	50.972	126	36.163	152	178	11	1:51.751	28.458	178	48.923		34.370	156	178
3	1:55.495	30.300	176	50.344		34.851	160	176	12	1:53.909	29.788	174	48.755	137	35.366	159	174
4	1:53.049	28.609	179	49.951		34.489	160	179	13	1:51.991	28.593	176	48.952		34.446	157	176
5	1:52.563	28.540	178	49.255	138	34.768	159	178	14	1:53.005	28.856	176	48.673	135	35.476	159	176
6	1:53.248	29.404	176	49.402		34.442	156	176	15	1:52.018	28.518	176	48.893	125	34.607	159	176
7	1:53.724	30.213	172	49.070		34.441	159	172	16	1:51.596	28.641	176	48.421	126	34.534	159	176
8	1:52.261	29.060	176	48.715	135	34.486	172	176	17	1:52.278	28.465	177	49.183		34.630	157	177
9	1:51.899	28.619	177	48.869	128	34.411	161	177									

DTM Spielberg

Red Bull Ring, length 4326 m

01. - 03.06.2012

Renault Clio Cup



-Reg.No.: CR 07/2012

Lap Analysis race 1, 03.06.2012

6 Thomas Kern , Renault Clio / DEU									theoretical besttime: 1:51.050								
Lap	Time	S1	V1	S2	V2	S3	V3	Vmax	Lap	Time	S1	V1	S2	V2	S3	V3	Vmax
1	2:04.955	37.971	178	51.282	133	35.702	161	178	10	1:52.882	28.260	182	49.881	129	34.741	160	182
2	1:55.364	29.208	179	50.493	128	35.663	160	179	11	1:52.747	28.502	179	49.012	133	35.233	162	179
3	1:53.813	29.569	179	49.278	131	34.966	162	179	12	1:52.672	29.155	178	49.069	131	34.448	162	178
4	1:52.929	28.310	179	50.071	128	34.548	162	179	13	1:51.866	28.730	179	48.631	131	34.505	162	179
5	1:53.556	28.469	177	50.410	122	34.677	162	177	14	1:52.253	28.449	181	49.254	135	34.550	162	181
6	1:51.469	28.303	181	48.708	127	34.458	162	181	15	1:52.071	28.366	180	49.129	134	34.576	161	180
7	1:52.166	28.276	180	49.416	129	34.474	162	180	16	1:51.773	28.618	179	48.840	125	34.315	162	179
8	1:52.712	28.186	182	49.954	124	34.572	162	182	17	1:51.740	28.416	180	48.937	131	34.387	163	180
9	1:52.004	28.578	180	49.193	127	34.233	162	180									

7 Marcus Kern , Renault Clio / DEU									theoretical besttime: 1:50.623								
Lap	Time	S1	V1	S2	V2	S3	V3	Vmax	Lap	Time	S1	V1	S2	V2	S3	V3	Vmax
1	2:03.233	36.865	170	51.246	130	35.122	159	170	10	1:51.134	28.499	179	48.394	129	34.241	161	179
2	1:53.792	29.646	178	49.309	133	34.837	161	178	11	1:51.151	28.425	179	48.557	127	34.169	159	179
3	1:52.037	28.464	179	49.217	128	34.356	161	179	12	1:51.266	28.318	180	48.569	127	34.379	161	180
4	1:52.775	28.245	180	49.812	129	34.718	160	180	13	1:51.167	28.432	179	48.643	130	34.092	159	179
5	1:52.678	28.667	180	49.802	132	34.209	160	180	14	1:51.126	28.473	179	48.469	132	34.184	161	179
6	1:51.892	28.561	177	49.016	125	34.315	160	177	15	1:51.712	28.281	180	49.023	127	34.408	159	180
7	1:51.139	28.522	179	48.633	128	33.984	161	179	16	1:52.169	28.815	178	48.858	125	34.496	158	178
8	1:51.450	28.709	179	48.534	128	34.207	159	179	17	1:52.043	28.916	177	48.894	125	34.233	160	177
9	1:51.238	28.492	179	48.567	129	34.179	160	179									

9 Andreas Stucki , Renault Clio / CHE									theoretical besttime: 1:50.718								
Lap	Time	S1	V1	S2	V2	S3	V3	Vmax	Lap	Time	S1	V1	S2	V2	S3	V3	Vmax
1	2:02.156	36.144	176	51.012	122	35.000	160	176	10	1:51.328	28.614	178	48.493	129	34.221	161	178
2	1:53.502	28.699	175	50.096	130	34.707	161	175	11	1:51.184	28.430	178	48.398	135	34.356	159	178
3	1:51.903	28.344	179	49.148	133	34.411	161	179	12	1:51.207	28.474	178	48.233	135	34.500	160	178
4	1:52.930	29.011	175	49.603	133	34.316	160	175	13	1:51.252	28.336	178	48.592	135	34.324	161	178
5	1:51.789	28.858	175	48.512	138	34.419	159	175	14	1:51.058	28.453	178	48.189	138	34.416	161	178
6	1:51.777	28.677	175	48.606	132	34.494	159	175	15	1:51.011	28.547	178	48.250	133	34.214	161	178
7	1:51.401	28.625	176	48.379	136	34.397	160	176	16	1:50.976	28.320	179	48.248	133	34.408	161	179
8	1:51.548	28.588	179	48.640	131	34.320	162	179	17	1:51.396	28.691	177	48.184	136	34.521	158	177
9	1:51.458	28.491	178	48.434	131	34.533	159	178									

11 Tomas Pekar , Renault Clio / CZE									theoretical besttime: 1:51.331								
Lap	Time	S1	V1	S2	V2	S3	V3	Vmax	Lap	Time	S1	V1	S2	V2	S3	V3	Vmax
1	1:59.309	34.018	180	50.460	134	34.831	160	180	4	1:51.693	28.430	178	48.879	135	34.384	161	178
2	1:52.271	28.660	177	48.969	129	34.642	160	177	5	1:51.427	28.521	178	48.517	136	34.389	161	178
3	1:51.827	28.539	178	48.679	129	34.609	160	178									

12 Lukas Uxa , Renault Clio / CZE									theoretical besttime: 1:53.157								
Lap	Time	S1	V1	S2	V2	S3	V3	Vmax	Lap	Time	S1	V1	S2	V2	S3	V3	Vmax
1	2:11.913	41.570	173	53.621	112	36.722	159	173	10	1:55.121	29.550	175	49.939	121	35.632	158	175
2	1:55.583	28.914	179	50.495	119	36.174	160	179	11	1:54.441	29.101	176	49.631	124	35.709	159	176
3	1:55.615	29.197	178	50.300	120	36.118	158	178	12	1:53.810	28.941	177	49.608	126	35.261	161	177
4	1:54.724	28.911	179	50.210	112	35.603	161	179	13	1:53.671	29.183	175	49.161	127	35.327	159	175
5	1:54.987	30.097	177	49.527	121	35.363	160	177	14	1:55.001	28.801	177	49.293	128	36.907	154	177
6	1:54.441	28.835	179	50.293	117	35.313	161	179	15	1:53.683	29.164	177	49.312	126	35.207	160	177
7	1:53.829	29.160	179	49.474	131	35.195	161	179	16	1:54.130	29.010	177	49.511	128	35.609	160	177
8	1:55.504	28.909	181	50.369	117	36.226	158	181	17	1:54.379	29.096	177	49.456	120	35.827	159	177
9	2:06.222	29.456	178	50.458	129	46.308	155	178									

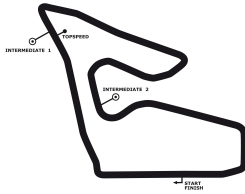
16 Sebastian Steibel , Renault Clio / DEU									theoretical besttime: 1:52.267								
Lap	Time	S1	V1	S2	V2	S3	V3	Vmax	Lap	Time	S1	V1	S2	V2	S3	V3	Vmax
1	2:08.187	39.851	173	52.881	120	35.455	159	173	10	1:53.260	28.813	178	49.888	135	34.559	159	178
2	1:56.799	29.489	177	51.423	129	35.887	160	177	11	1:52.702	28.651	178	49.482	130	34.569	161	178
3	1:53.887	29.074	176	49.975	128	34.838	161	176	12	1:52.941	28.846	177	49.594	125	34.501	161	177
4	1:54.185	29.220	177	50.115	127	34.850	160	177	13	1:53.411	29.017	177	49.514	120	34.880	160	177
5	1:52.757	28.798	179	49.434	128	34.525	162	179	14	1:52.912	28.786	176	49.472	130	34.654	161	176
6	1:55.512	29.999	170	50.615	128	34.898	159	170	15	1:52.895	28.945	177	49.436	130	34.514	160	177
7	1:54.064	28.921	177	50.679	129	34.464	160	177	16	1:52.454	28.708	176	49.188	123	34.558	160	176
8	1:54.065	29.413	175	49.802	129	34.850	158	175	17	1:52.382	28.667	178	49.287	129	34.428	161	178
9	1:52.879	28.980	177	49.346	128	34.553	160	177									

DTM Spielberg

Red Bull Ring, length 4326 m

01. - 03.06.2012

Renault Clio Cup



CLIO CUP

Lap Analysis race 1, 03.06.2012

-Reg.No.: CR 07/2012

17 Pascal Eberle , Renault Clio / DEU

theoretical besttime: 1:49.893

Lap	Time	S1	V1	S2	V2	S3	V3	Vmax	Lap	Time	S1	V1	S2	V2	S3	V3	Vmax
1	2:00.722	34.202	179	51.637	128	34.883	162	179	10	1:51.153	28.070	181	49.045	134	34.038	161	181
2	1:54.579	28.330	179	51.318	119	34.931	162	179	11	1:50.672	28.229	178	48.398	137	34.045	161	178
3	1:51.258	27.917	182	49.226	128	34.115	162	182	12	1:50.361	28.125	179	48.184	138	34.052	162	179
4	1:51.355	28.176	181	48.935	131	34.244	162	181	13	1:50.604	28.129	179	48.302	133	34.173	162	179
5	1:50.656	27.889	182	48.947	133	33.820	163	182	14	1:50.769	28.063	179	48.695	133	34.011	162	179
6	1:50.881	28.083	183	48.971	134	33.827	162	183	15	1:50.818	28.222	180	48.735	133	33.861	162	180
7	1:51.078	28.236	182	48.962	137	33.880	163	182	16	1:51.146	28.386	179	48.798	132	33.962	161	179
8	1:51.474	27.981	182	49.231	136	34.262	161	182	17	1:52.015	28.310	177	49.500	133	34.205	161	177
9	1:52.425	28.433	180	49.853	132	34.139	161	180									

20 Wojciech Giermaziak , Renault Clio / POL

theoretical besttime: 1:51.051

Lap	Time	S1	V1	S2	V2	S3	V3	Vmax	Lap	Time	S1	V1	S2	V2	S3	V3	Vmax
1	2:06.740	38.538	176	51.876	127	36.326	158	176	6	1:52.255	29.340	179	48.494		34.421	159	179
2	1:54.879	29.173	179	50.835	131	34.871	158	179	7	1:50.286	28.359	180	48.729	135	34.198	163	180
3	1:55.135	29.887	179	50.357	132	34.891	161	179	8	1:52.884	29.346	175	49.226	130	34.312	160	175
4	1:52.706	28.495	180	49.330	132	34.881	161	180	9	1:51.940	28.432	180	49.072		34.436	162	180
5	1:53.147	28.568	180	49.580	131	34.999	157	180									

35 Marc-Uwe von Niesewand , Renault Clio / DEU

theoretical besttime: 1:50.454

Lap	Time	S1	V1	S2	V2	S3	V3	Vmax	Lap	Time	S1	V1	S2	V2	S3	V3	Vmax
1	2:01.057	35.081	176	50.916	133	35.060	160	176	10	1:51.867	28.307	179	49.495	131	34.065	161	179
2	1:53.009	28.546	180	49.848	133	34.615	160	180	11	1:50.878	28.235	180	48.610	138	34.033	161	180
3	1:51.612	28.607	178	48.762	133	34.243	161	178	12	1:50.522	28.191	180	48.342	136	33.989	161	180
4	1:51.316	28.521	179	48.698	135	34.097	161	179	13	1:50.673	28.261	179	48.365	140	34.047	161	179
5	1:50.833	28.198	180	48.475	130	34.160	162	180	14	1:50.757	28.275	179	48.398	135	34.084	161	179
6	1:50.909	28.221	180	48.685	134	34.003	162	180	15	1:50.979	28.276	179	48.564	138	34.139	160	179
7	1:51.047	28.123	180	48.760	133	34.164	160	180	16	1:51.332	28.430	178	48.607	137	34.295	160	178
8	1:51.881	28.425	179	49.280	136	34.176	161	179	17	1:51.263	28.403	178	48.709	129	34.151	160	178
9	1:52.392	29.005	178	49.303	134	34.084	161	178									

36 Dino Calcum , Renault Clio / DEU

theoretical besttime: 1:50.479

Lap	Time	S1	V1	S2	V2	S3	V3	Vmax	Lap	Time	S1	V1	S2	V2	S3	V3	Vmax
1	1:59.980	33.774	175	51.105	126	35.101	160	175	10	1:51.271	28.432	179	48.404	139	34.435	161	179
2	1:52.237	28.711	178	48.841	140	34.685	161	178	11	1:51.343	28.437	179	48.497	138	34.409	161	179
3	1:51.713	28.371	179	48.911	134	34.431	162	179	12	1:51.584	28.316	179	48.399	133	34.869	160	179
4	1:51.536	28.219	180	49.094	132	34.223	163	180	13	1:51.129	28.440	178	48.341	136	34.348	162	178
5	1:51.280	28.414	180	48.608	137	34.258	162	180	14	1:51.023	28.206	179	48.277	138	34.540	161	179
6	1:53.470	28.355	181	50.823	133	34.292	162	181	15	1:51.154	28.460	179	48.256	142	34.438	162	179
7	1:51.274	28.511	178	48.746	131	34.017	162	178	16	1:50.798	28.244	179	48.283	134	34.271	161	179
8	1:55.028	32.159	173	48.570	139	34.299	161	173	17	1:51.284	28.310	178	48.423	139	34.551	160	178
9	1:51.045	28.314	179	48.630	133	34.101	162	179									

37 Fredy Suter , Renault Clio / CHE

theoretical besttime: 1:52.207

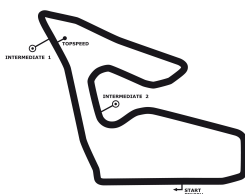
Lap	Time	S1	V1	S2	V2	S3	V3	Vmax	Lap	Time	S1	V1	S2	V2	S3	V3	Vmax
1	2:07.162	38.614	176	52.331	123	36.217	156	176	10	1:53.371	28.896	178	49.681	136	34.794	157	178
2	1:55.959	29.368	178	51.705	132	34.886	157	178	11	1:52.627	28.738	177	49.226	125	34.663	158	177
3	1:54.297	28.928	179	50.719	133	34.650	160	179	12	1:53.192	28.987	177	49.563	128	34.642	158	177
4	1:53.947	28.579	181	50.280	132	35.088	159	181	13	1:52.813	28.753	176	49.206	133	34.854	158	176
5	1:54.101	29.123	177	49.663	130	35.315	158	177	14	1:52.949	28.885	176	49.460	127	34.604	158	176
6	1:55.366	30.172	174	50.347	130	34.847	156	174	15	1:52.661	28.739	176	49.288	133	34.634	157	176
7	1:52.717	29.089	176	49.034	132	34.594	157	176	16	1:53.282	29.126	175	49.525	130	34.631	156	175
8	1:54.061	28.885	176	49.917	120	35.259	158	176	17	1:52.770	28.937	175	49.097	130	34.736	158	175
9	1:53.188	28.767	177	49.751	131	34.670	158	177									

DTM Spielberg

Red Bull Ring, length 4326 m

01. - 03.06.2012

Renault Clio Cup



CLIO CUP

-Reg.No.: CR 07/2012

Lap Analysis race 1, 03.06.2012

39 Michael Ruh , Renault Clio / CHE

theoretical besttime: 1:51.338

Lap	Time	S1	V1	S2	V2	S3	V3	Vmax	Lap	Time	S1	V1	S2	V2	S3	V3	Vmax
1	2:04.850	37.643	179	51.029	133	36.178	159	179	10	1:51.577	28.481	179	48.701	132	34.395	160	179
2	1:55.336	29.567	177	50.479	124	35.290	160	177	11	1:51.840	28.537	179	48.917	129	34.386	160	179
3	1:53.514	29.437	177	49.214	126	34.863	160	177	12	1:52.119	28.772	177	48.780	130	34.567	160	177
4	1:53.077	28.646	178	49.847	131	34.584	160	178	13	1:51.585	28.570	177	48.492	128	34.523	160	177
5	1:53.279	28.754	174	49.922	121	34.603	160	174	14	1:51.703	28.656	177	48.653	131	34.394	161	177
6	1:51.666	28.481	178	48.659	129	34.526	160	178	15	1:52.117	28.689	177	48.749	132	34.679	160	177
7	1:52.076	28.505	180	49.206	127	34.365	161	180	16	1:51.661	28.538	177	48.733	131	34.390	160	177
8	1:52.325	28.507	180	49.238	124	34.580	161	180	17	1:51.974	28.607	176	48.781	128	34.586	160	176
9	1:52.237	28.777	179	48.824	131	34.636	159	179									

42 Robert Kisiel , Renault Clio / POL

theoretical besttime: 1:51.306

Lap	Time	S1	V1	S2	V2	S3	V3	Vmax	Lap	Time	S1	V1	S2	V2	S3	V3	Vmax
1	2:04.372	36.794	177	51.899	128	35.679	159	177	9	1:54.105	29.160	179	50.338	127	34.607	160	179
2	1:54.418	29.226	178	50.314	133	34.878	159	178	10	1:52.531	28.615	178	49.206	126	34.710	160	178
3	1:53.606	29.073	176	50.070	129	34.463	160	176	11	1:52.773	28.770	179	49.472	131	34.531	160	179
4	1:51.863	28.398	179	48.904	135	34.561	158	179	12	1:51.889	28.569	179	48.923	128	34.397	160	179
5	1:52.661	28.751	179	48.889	133	35.021	161	179	13	1:51.738	28.447	179	48.901	132	34.390	161	179
6	1:52.452	28.408	180	49.684	134	34.360	162	180	14	1:51.981	28.427	179	49.129	134	34.425	162	179
7	1:52.363	28.382	180	48.977	138	35.004	160	180	15	1:51.779	28.691	180	49.047	131	34.041	163	180
8	3:46.996	28.376	179			3:18.620	151	179	16	1:51.769	28.502	179	48.950	133	34.317	162	179

43 Jan Kisiel , Renault Clio / POL

theoretical besttime: 1:50.925

Lap	Time	S1	V1	S2	V2	S3	V3	Vmax	Lap	Time	S1	V1	S2	V2	S3	V3	Vmax
1	2:03.399	36.904	170	51.257	127	35.238	160	170	10	1:51.340	28.568	177	48.605	131	34.167	160	177
2	1:54.581	29.806	172	49.532	140	35.243	155	172	11	1:51.078	28.483	176	48.570	125	34.025	160	176
3	1:52.683	29.423	177	48.938	126	34.322	160	177	12	1:51.314	28.424	177	48.626	124	34.264	160	177
4	1:51.686	28.864	175	48.654	138	34.168	159	175	13	1:51.174	28.450	176	48.529	126	34.195	159	176
5	1:52.508	28.598	176	49.649	133	34.261	159	176	14	1:51.957	28.807	176	48.872	124	34.278	159	176
6	1:52.225	29.233	174	48.759	127	34.233	161	174	15	1:52.084	28.732	175	49.065	123	34.287	159	175
7	1:51.075	28.456	177	48.476	129	34.143	160	177	16	1:51.694	28.942	175	48.693	127	34.059	158	175
8	1:51.624	28.706	177	48.536	128	34.382	153	177	17	1:51.621	28.936	175	48.562	129	34.123	158	175
9	1:52.039	29.128	176	48.702	122	34.209	160	176									

44 Maciej Ostoja-Chyzynski , Renault Clio / POL

theoretical besttime: 1:51.483

Lap	Time	S1	V1	S2	V2	S3	V3	Vmax	Lap	Time	S1	V1	S2	V2	S3	V3	Vmax
1	2:07.332	38.825	176	52.421	124	36.086	157	176	10	1:55.987	28.985	177	52.253	144	34.749	158	177
2	1:55.120	29.681	176	50.404	129	35.035	158	176	11	1:54.668	28.934	175	49.228	143	36.506	147	175
3	1:53.527	29.144	175	49.752	132	34.631	159	175	12	1:53.333	29.640	174	48.811	139	34.882	159	174
4	1:52.935	28.860	176	49.294	131	34.781	159	176	13	1:52.488	28.765	175	48.793	143	34.930	158	175
5	1:52.749	29.042	175	49.209	128	34.498	159	175	14	1:52.063	28.574	175	48.994	140	34.495	159	175
6	1:51.852	28.496	178	48.978	138	34.378	160	178	15	1:53.039	28.823	175	49.996	137	34.220	159	175
7	1:52.278	28.727	177	48.876	138	34.675	160	177	16	1:52.727	28.970	173	49.151	137	34.606	156	173
8	1:51.824	28.673	177	48.767	130	34.384	161	177	17	1:54.539	30.071	173	49.952	140	34.516	156	173
9	1:52.520	28.807	177	48.845	137	34.868	159	177									

46 Pjotr Wojcik , Renault Clio / POL

theoretical besttime: 1:51.540

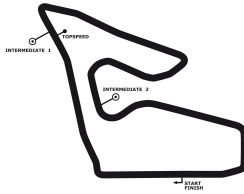
Lap	Time	S1	V1	S2	V2	S3	V3	Vmax	Lap	Time	S1	V1	S2	V2	S3	V3	Vmax
1	2:08.171	39.110	175	51.979	123	37.082	151	175	10	1:52.414	28.556	176	49.264	132	34.594	157	176
2	1:55.236	29.380	176	50.848	130	35.008	157	176	11	1:52.503	28.802	175	49.079	132	34.622	158	175
3	1:54.251	28.912	176	50.681	126	34.658	158	176	12	1:52.213	28.823	175	48.861	133	34.529	159	175
4	1:53.971	29.108	175	49.502	133	35.361	157	175	13	1:52.050	28.652	175	48.823	136	34.575	160	175
5	1:53.340	29.215	175	49.246	130	34.879	158	175	14	1:51.594	28.565	175	48.807	131	34.222	160	175
6	1:55.785	31.598	170	49.586	131	34.601	156	170	15	1:51.678	28.607	175	48.762	136	34.309	160	175
7	1:53.279	29.471	171	49.199	132	34.609	159	171	16	1:52.672	28.666	175	49.398	136	34.608	160	175
8	1:52.242	28.736	175	49.090	130	34.416	159	175	17	1:54.228	29.121	174	50.288	132	34.819	155	174
9	1:53.891	29.094	173	50.403	128	34.394	159	173									

DTM Spielberg

Red Bull Ring, length 4326 m

01. - 03.06.2012

Renault Clio Cup



CLIO CUP

Lap Analysis race 1, 03.06.2012

-Reg.No.: CR 07/2012

48 Alf Ahrens , Renault Clio / DEU

theoretical besttime: 1:50.423

Lap	Time	S1	V1	S2	V2	S3	V3	Vmax	Lap	Time	S1	V1	S2	V2	S3	V3	Vmax
1	2:01.287	35.439	176	50.983	127	34.865	160	176	10	1:51.434	28.198	182	49.288	128	33.948	162	182
2	1:53.541	28.474	180	50.512	135	34.555	160	180	11	1:51.323	28.044	181	49.040	127	34.239	162	181
3	1:51.515	28.096	181	49.156	127	34.263	160	181	12	1:50.975	28.205	181	48.709	127	34.061	161	181
4	1:50.985	28.181	182	48.750	126	34.054	161	182	13	1:51.182	28.382	180	48.862	130	33.938	163	180
5	1:51.008	28.071	183	48.953	129	33.984	162	183	14	1:50.758	28.164	177	48.736	132	33.858	163	177
6	1:50.814	27.981	183	48.854	127	33.979	160	183	15	1:51.346	28.101	180	49.071	125	34.174	160	180
7	1:52.791	28.393	181	50.131	127	34.267	162	181	16	1:50.964	28.375	180	48.854	126	33.735	163	180
8	1:51.500	28.693	178	48.712	128	34.095	162	178	17	1:51.077	28.323	181	48.707	129	34.047	162	181
9	1:51.684	28.687	178	48.879	131	34.118	162	178									

54 David Dickenson , Renault Clio / IRL

theoretical besttime: 1:50.447

Lap	Time	S1	V1	S2	V2	S3	V3	Vmax	Lap	Time	S1	V1	S2	V2	S3	V3	Vmax
1	1:58.325	33.474	173	49.867	130	34.984	158	173	10	1:51.488	28.601	176	48.674	130	34.213	160	176
2	1:52.559	28.762	175	49.320	128	34.477	159	175	11	1:51.205	28.498	176	48.383	131	34.324	156	176
3	1:51.813	28.686	175	48.634	137	34.493	160	175	12	1:51.400	29.007	176	48.307	138	34.086	160	176
4	1:51.838	28.748	175	48.573	136	34.517	160	175	13	1:50.680	28.469	176	48.068	133	34.143	160	176
5	1:51.337	28.568	175	48.494	133	34.275	160	175	14	1:50.948	28.508	176	48.384	133	34.056	161	176
6	1:51.613	28.539	176	48.640	131	34.434	160	176	15	1:51.123	28.492	176	48.564	128	34.067	160	176
7	1:51.274	28.493	176	48.607	130	34.174	160	176	16	1:51.128	28.493	177	48.725	131	33.910	160	177
8	1:51.351	28.484	177	48.451	137	34.416	160	177	17	1:51.997	28.480	177	49.250	136	34.267	160	177
9	1:51.505	28.526	177	48.670	127	34.309	159	177									

55 Gabriel Prinoth , Renault Clio / ITA

theoretical besttime: 1:51.149

Lap	Time	S1	V1	S2	V2	S3	V3	Vmax	Lap	Time	S1	V1	S2	V2	S3	V3	Vmax
1	2:05.775	39.223	175	51.400	125	35.152	162	175	10	1:52.708	28.576	181	49.535	132	34.597	160	181
2	1:55.703	28.801	181	51.228	127	35.674	154	181	11	1:52.056	28.343	182	49.029	127	34.684	160	182
3	1:53.814	30.077	178	49.559	135	34.178	161	178	12	1:52.312	29.313	177	48.628	144	34.371	162	177
4	1:52.429	28.683	178	48.745	128	35.001	158	178	13	1:52.052	28.797	177	48.828	133	34.427	161	177
5	1:53.199	28.517	177	50.391	132	34.291	162	177	14	1:52.143	28.798	179	48.931	136	34.414	161	179
6	1:51.738	28.469	179	49.003	132	34.266	162	179	15	1:51.617	28.634	177	48.711	139	34.272	161	177
7	1:52.191	28.348	181	48.966	132	34.877	163	181	16	1:52.073	28.787	179	48.829	134	34.457	160	179
8	1:52.387	28.621	178	49.282	124	34.484	163	178	17	1:52.023	28.744	177	48.859	135	34.420	162	177
9	1:52.263	28.482	183	49.254	135	34.527	161	183									

56 Chris Swanwick , Renault Clio / GBR

theoretical besttime: 1:51.319

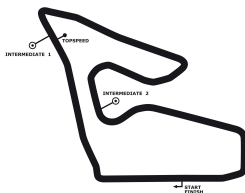
Lap	Time	S1	V1	S2	V2	S3	V3	Vmax	Lap	Time	S1	V1	S2	V2	S3	V3	Vmax
1	2:02.350	36.348	173	51.065	130	34.937	160	173	10	1:52.135	28.590	176	49.222	139	34.323	159	176
2	1:53.425	28.458	178	50.408	132	34.559	160	178	11	1:51.923	28.608	176	48.900	137	34.415	160	176
3	1:52.166	28.507	179	49.286	139	34.373	160	179	12	1:52.207	28.777	177	49.108	135	34.322	160	177
4	1:53.523	28.603	173	50.560	138	34.360	159	173	13	1:51.582	28.490	177	48.776	139	34.316	160	177
5	1:55.014	28.876	177	51.434	131	34.704	160	177	14	1:51.600	28.425	178	48.851	144	34.324	161	178
6	1:52.252	28.668	178	49.095	140	34.489	158	178	15	1:52.808	28.470	179	50.220	140	34.118	159	179
7	1:52.243	28.531	178	49.178	139	34.534	160	178	16	1:52.561	28.996	177	49.156	141	34.409	160	177
8	2:05.960	28.462	177	49.734	118	47.764	160	177	17	1:54.845	29.555	175	50.561	140	34.729	155	175
9	1:52.837	28.468	177	50.057	135	34.312	158	177									

57 Laurent Kolly , Renault Clio / AUT

theoretical besttime: 1:52.187

Lap	Time	S1	V1	S2	V2	S3	V3	Vmax	Lap	Time	S1	V1	S2	V2	S3	V3	Vmax
1	2:12.624	41.150	163	54.697	107	36.777	158	163	9	1:54.208	29.170	175	50.129	124	34.909	160	175
2	1:56.637	29.596	177	50.816	117	36.225	158	177	10	1:52.458	28.639	178	48.912	122	34.907	161	178
3	1:55.025	28.933	178	50.088	120	36.004	158	178	11	1:54.711	28.700	178	50.966	111	35.045	160	178
4	1:54.574	28.851	179	50.023	118	35.700	159	179	12	1:54.263	29.113	177	49.613	125	35.537	154	177
5	1:55.224	30.284	173	49.686	121	35.254	160	173	13	1:55.717	29.765	174	50.711	125	35.241	155	174
6	1:53.444	28.425	180	49.904	122	35.115	161	180	14	1:54.730	29.228	177	50.652	120	34.850	161	177
7	1:54.331	29.090	179	50.026	122	35.215	160	179	15	1:54.699	28.677	177	51.055	119	34.967	159	177
8	1:54.977	28.451	180	50.342	114	36.184	159	180	16	1:55.665	29.524	174	50.336	129	35.805	158	174

DTM Spielberg
Red Bull Ring, length 4326 m
01. - 03.06.2012
Renault Clio Cup



Best Sector Times race 1

Pos.	sector 1			sector 2			sector 3			theoretical and best lap time				
	No	Driver	Time	No	Driver	Time	No	Driver	Time	No	Driver	theoretic	Best	Pos
1	17	Eberle P.	27.889	54	Dickenson D.	48.068	48	Ahrens A.	33.735	17	Eberle P.	1:49.893	1:50.361	
2	48	Ahrens A.	27.981	9	Stucki A.	48.184	17	Eberle P.	33.820	48	Ahrens A.	1:50.423	1:50.758	
3	35	von Niesewand M.	28.123	17	Eberle P.	48.184	54	Dickenson D.	33.910	54	Dickenson D.	1:50.447	1:50.680	
4	2	Hadorn D.	28.130	36	Calcum D.	48.256	2	Hadorn D.	33.949	35	von Niesewand M.	1:50.454	1:50.522	
5	6	Kern T.	28.186	1	Wuest R.	48.336	7	Kern M.	33.984	36	Calcum D.	1:50.479	1:50.798	
6	36	Calcum D.	28.206	35	von Niesewand M.	48.342	35	von Niesewand M.	33.989	2	Hadorn D.	1:50.491	1:50.773	
7	7	Kern M.	28.245	7	Kern M.	48.394	4	Leutenegger R.	34.006	7	Kern M.	1:50.623	1:51.126	
8	1	Wuest R.	28.298	2	Hadorn D.	48.412	36	Calcum D.	34.017	9	Stucki A.	1:50.718	1:50.976	
9	9	Stucki A.	28.320	4	Leutenegger R.	48.419	43	Kisiel J.	34.025	4	Leutenegger R.	1:50.779	1:51.138	
10	55	Prinoth G.	28.343	5	Haering M.	48.421	42	Kisiel R.	34.041	1	Wuest R.	1:50.810	1:51.123	
11	4	Leutenegger R.	28.354	43	Kisiel J.	48.476	56	Swanwick C.	34.118	43	Kisiel J.	1:50.925	1:51.075	
12	20	Giermaziak W.	28.359	39	Ruh M.	48.492	1	Wuest R.	34.176	6	Kern T.	1:51.050	1:51.469	
13	42	Kisiel R.	28.376	20	Giermaziak W.	48.494	55	Prinoth G.	34.178	20	Giermaziak W.	1:51.051	1:51.286	
14	43	Kisiel J.	28.424	11	Pekar T.	48.517	20	Giermaziak W.	34.198	55	Prinoth G.	1:51.149	1:51.617	
15	57	Kolly L.	28.425	55	Prinoth G.	48.628	9	Stucki A.	34.214	5	Haering M.	1:51.249	1:51.596	
16	56	Swanwick C.	28.425	6	Kern T.	48.631	44	Ostoja-Chyzynski M.	34.220	42	Kisiel R.	1:51.306	1:51.738	
17	11	Pekar T.	28.430	48	Ahrens A.	48.707	46	Wojcik P.	34.222	56	Swanwick C.	1:51.319	1:51.582	
18	5	Haering M.	28.458	46	Wojcik P.	48.762	6	Kern T.	34.233	11	Pekar T.	1:51.331	1:51.427	
19	54	Dickenson D.	28.469	44	Ostoja-Chyzynski M.	48.767	39	Ruh M.	34.365	39	Ruh M.	1:51.338	1:51.577	
20	39	Ruh M.	28.481	56	Swanwick C.	48.776	5	Haering M.	34.370	44	Ostoja-Chyzynski M.	1:51.483	1:51.824	
21	44	Ostoja-Chyzynski M.	28.496	42	Kisiel R.	48.889	11	Pekar T.	34.384	46	Wojcik P.	1:51.540	1:51.594	
22	46	Wojcik P.	28.556	57	Kolly L.	48.912	16	Steibel S.	34.428	57	Kolly L.	1:52.187	1:52.458	
23	37	Suter F.	28.579	37	Suter F.	49.034	37	Suter F.	34.594	37	Suter F.	1:52.207	1:52.627	
24	3	Schreiber P.	28.616	12	Uxa L.	49.161	3	Schreiber P.	34.833	16	Steibel S.	1:52.267	1:52.382	
25	16	Steibel S.	28.651	16	Steibel S.	49.188	57	Kolly L.	34.850	3	Schreiber P.	1:53.139	1:53.243	
26	12	Uxa L.	28.801	3	Schreiber P.	49.690	12	Uxa L.	35.195	12	Uxa L.	1:53.157	1:53.671	

Lapchart: Renault Clio Cup race 1

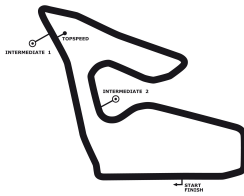
POS	1	2	3	4	5	6	7	8	9	10	11	12	13	14	15	16	17	18	19	20	21	22	23	24	25	26
LAP 1	54	11	36	2	17	35	48	4	9	56	7	43	1	42	39	6	5	55	20	37	44	46	16	3	12	57
LAP 2	54	11	36	2	35	48	17	9	56	7	4	43	1	42	39	6	55	5	20	44	37	46	16	3	12	57
LAP 3	54	11	36	2	35	48	17	9	56	7	43	1	42	4	39	6	55	44	20	5	37	46	16	3	12	57
LAP 4	54	11	36	2	35	48	17	9	56	7	43	1	42	4	39	6	55	44	20	5	37	46	16	3	12	57
LAP 5	54	11	36	2	35	48	17	9	7	43	56	42	1	4	39	6	55	44	20	5	46	37	16	3	12	57
LAP 6	54	2	35	48	17	36	9	7	43	56	1	42	4	39	6	55	44	20	5	46	37	16	3	12	57	
LAP 7	54	2	35	17	36	48	9	7	43	56	42	4	1	39	6	55	44	20	5	37	46	16	3	12	57	
LAP 8	54	2	35	17	48	36	9	7	43	1	4	39	6	55	44	20	5	46	56	37	16	3	12	57	42	
LAP 9	54	35	17	2	48	36	9	7	43	1	4	39	6	55	44	20	5	56	46	37	16	3	57	12	42	
LAP 10	54	17	35	2	48	36	9	7	43	1	4	39	6	55	44	5	56	46	37	16	3	57	12	42		
LAP 11	54	17	35	2	48	36	9	7	43	1	4	39	55	6	5	44	56	46	37	16	3	57	12	42		
LAP 12	54	17	35	2	48	36	9	7	43	1	4	39	55	6	5	44	56	46	37	16	57	3	12	42		
LAP 13	54	17	35	2	48	36	9	7	43	1	4	39	55	6	5	44	56	46	37	16	57	3	12	42		
LAP 14	54	17	35	2	48	36	9	7	43	1	4	39	55	6	5	44	56	46	37	16	3	57	12	42		
LAP 15	54	17	35	2	48	36	9	7	43	1	4	39	55	6	5	44	56	46	37	16	3	57	12	42		
LAP 16	54	17	35	2	48	36	9	7	43	1	4	39	55	6	5	44	56	46	37	16	3	57	12	42		
LAP 17	54	17	35	2	48	36	9	7	43	1	4	39	55	6	5	44	56	46	37	16	3	12	42			

DTM Spielberg

Red Bull Ring, length 4326 m

01. - 03.06.2012

Renault Clio Cup



CLIO CUP

Topspeed race 1, 03.06.2012

-Reg.No.: CR 07/2012

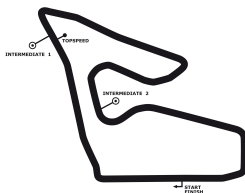
Car No.	Driver	Make	Speed km/h
17	Pascal Eberle	Renault Clio	183
48	Alf Ahrens	Renault Clio	183
55	Gabriel Prinoth	Renault Clio	183
6	Thomas Kern	Renault Clio	182
2	Daniel Hadorn	Renault Clio	182
1	Reto Wuest	Renault Clio	182
12	Lukas Uxa	Renault Clio	181
37	Fredy Suter	Renault Clio	181
36	Dino Calcum	Renault Clio	181
7	Marcus Kern	Renault Clio	180
39	Michael Ruh	Renault Clio	180
57	Laurent Kolly	Renault Clio	180
11	Tomas Pekar	Renault Clio	180
42	Robert Kisiel	Renault Clio	180
20	Wojciech Giermaziak	Renault Clio	180
35	Marc-Uwe von Niesewand	Renault Clio	180
4	Rene Leutenegger	Renault Clio	179
9	Andreas Stucki	Renault Clio	179
16	Sebastian Steibel	Renault Clio	179
5	Milan Haering	Renault Clio	179
56	Chris Swanwick	Renault Clio	179
3	Peter Conrad Schreiber	Renault Clio	178
44	Maciej Ostoja-Chyzynski	Renault Clio	178
54	David Dickenson	Renault Clio	177
43	Jan Kisiel	Renault Clio	177
46	Pjotr Wojcik	Renault Clio	176

DTM Spielberg

Red Bull Ring, length 4326 m

01. - 03.06.2012


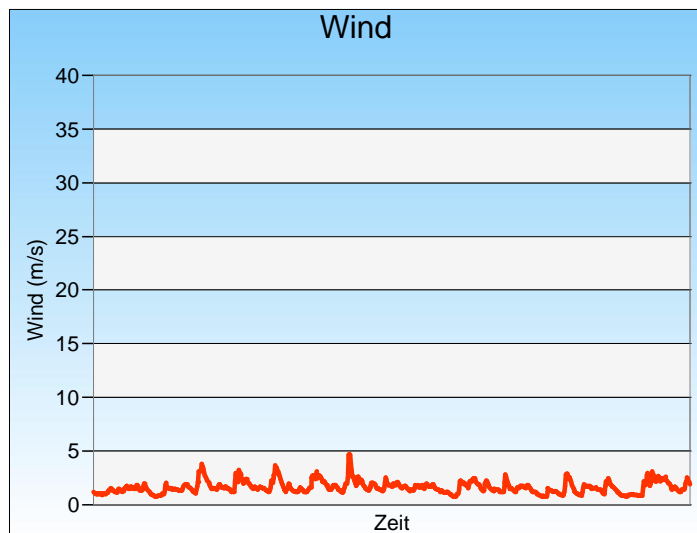
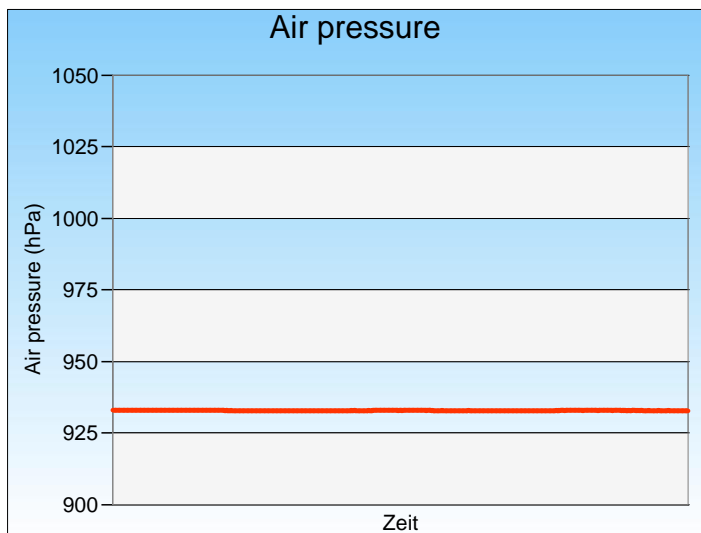
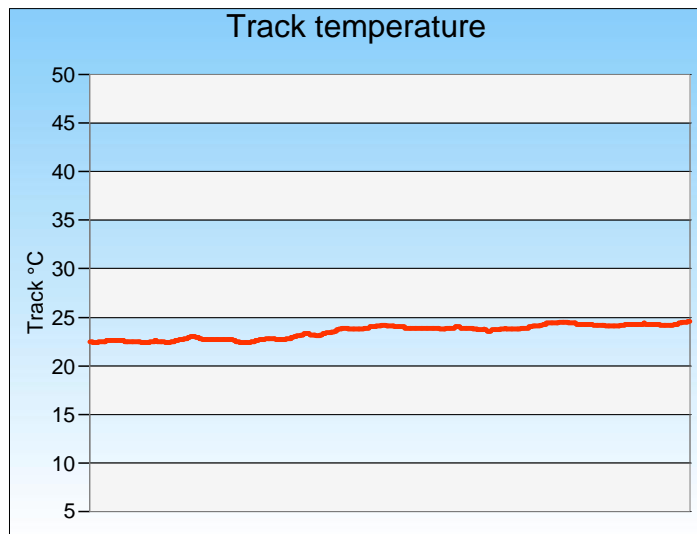
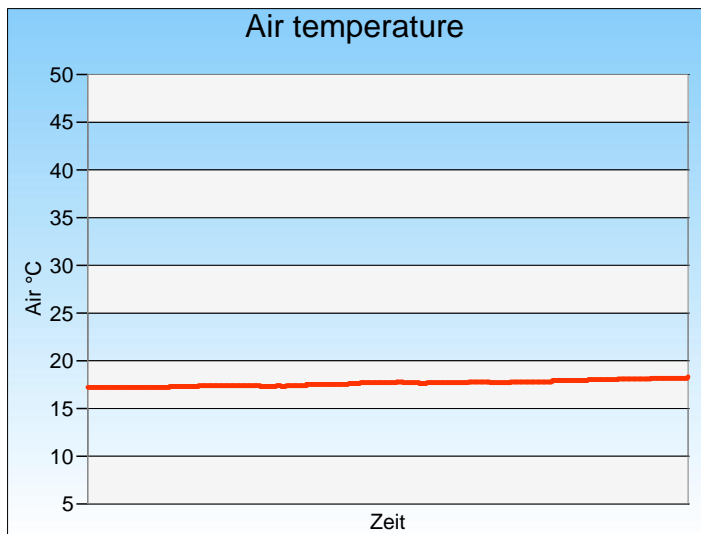
Renault Clio Cup



Weather race 1

-Reg.No.: CR 07/2012

03.06.2012, 08:15:00 - 8:45:00



Weather:

sunny/cloudy

