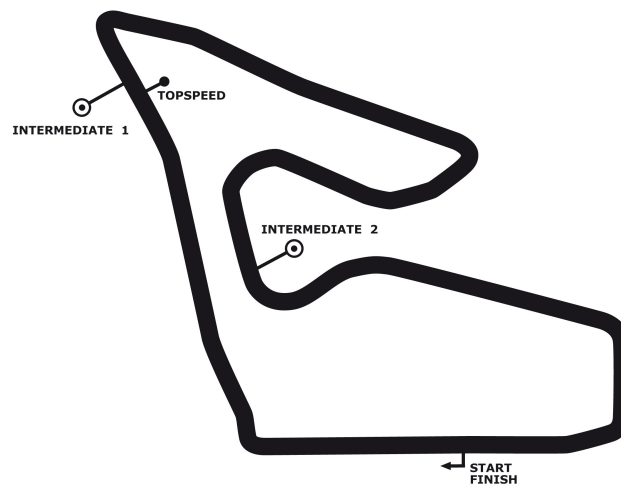


# CLIO CUP

**DTM Spielberg**

**race 2**



**Red Bull Ring 4326 m**

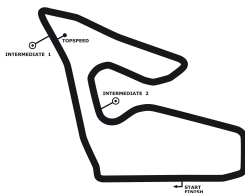
**01. - 03.06.2012**

# DTM Spielberg

Red Bull Ring, length 4326 m

01. - 03.06.2012

Renault Clio Cup



# CLIO CUP

## Result race 2, 03.06.2012

-Reg.No.: CR 07/2012

Rk	No	ENTRANT/DRIVER	CAR	LAPS	TIME	GAP	INT	km/h	BEST	IN
1	36	Schläppi Race-Tec <b>Dino Calcum (DEU)</b>	Renault Clio	16	30:02.250			138.259	1:51.695	9
2	35	Schläppi Race-Tec <b>Marc-Uwe von Niesewand (DEU)</b>	Renault Clio	16	30:02.718	00.468	00.468	138.223	1:51.616	9
3	54	Team Pyro-Target <b>David Dickenson (IRL)</b>	Renault Clio	16	30:02.899	00.649	00.181	138.209	1:51.715	6
4	9	Stucki Motorsport <b>Andreas Stucki (CHE)</b>	Renault Clio	16	30:04.340	02.090	01.441	138.099	1:51.491	9
5	17	Steibel Motorsport <b>Pascal Eberle (DEU)</b>	Renault Clio	16	30:05.332	03.082	00.992	138.023	1:51.596	5
6	43	Waab MS / Sky Poland <b>Jan Kisiel (POL)</b>	Renault Clio	16	30:08.713	06.463	03.381	137.765	1:51.675	9
7	48	Schlaug Motorsport <b>Alf Ahrens (DEU)</b>	Renault Clio	16	30:09.187	06.937	00.474	137.729	1:51.758	15
8	4	Wüst Motorsport <b>Rene Leutenegger (CHE)</b>	Renault Clio	16	30:09.640	07.390	00.453	137.695	1:51.647	9
9	11	Josef Pekar <b>Tomas Pekar (CZE)</b>	Renault Clio	16	30:10.011	07.761	00.371	137.666	1:51.309	11
10	7	Schlaug Motorsport <b>Marcus Kern (DEU)</b>	Renault Clio	16	30:13.938	11.688	03.927	137.368	1:51.857	9
11	2	Wüst Motorsport <b>Daniel Hadorn (CHE)</b>	Renault Clio	16	30:14.256	12.006	00.318	137.344	1:51.776	12
12	56	Team Pyro-Target <b>Chris Swanwick (GBR)</b>	Renault Clio	16	30:28.990	26.740	14.734	136.238	1:52.394	13
13	44	Waab Motorsport <b>Maciej Ostoja-Chyzynski (POL)</b>	Renault Clio	16	30:35.302	33.052	06.312	135.769	1:52.975	7
14	39	Schläppi Race-Tec <b>Michael Ruh (CHE)</b>	Renault Clio	16	30:35.774	33.524	00.472	135.734	1:52.879	4
15	37	Schläppi Race-Tec <b>Fredy Suter (CHE)</b>	Renault Clio	16	30:36.230	33.980	00.456	135.701	1:53.061	13
16	5	Wüst Motorsport <b>Milan Haering (CZE)</b>	Renault Clio	16	30:38.719	36.469	02.489	135.517	1:52.976	4
17	16	AMC Burgau - Steibel MS <b>Sebastian Steibel (DEU)</b>	Renault Clio	16	30:53.721	51.471	15.002	134.420	1:53.394	5
18	42	Waab MS / Sky Poland <b>Robert Kisiel (POL)</b>	Renault Clio	15	28:40.951	1 Runde	1 Runde	135.741	1:52.784	6
19	20	Motion Motive <b>Wojciech Giermaziak (POL)</b>	Renault Clio	15	31:22.177	1 Runde	2:41.226	124.114	1:52.361	13
<b>NOT CLASSIFIED</b>										
	6	Schlaug Motorsport <b>Thomas Kern (DEU)</b>	Renault Clio	10	19:49.988	6 Runden		130.872	1:52.565	8
	55	Team Pyro-Target <b>Gabriel Prinoth (ITA)</b>	Renault Clio	9	17:27.120	7 Runden		133.855	1:52.445	4
	1	Wüst Motorsport <b>Reto Wuest (CHE)</b>	Renault Clio	8	15:10.609	8 Runden		136.819	1:51.862	6
	46	Waab MS / Meble Wojcik RT <b>Pjotr Wojcik (POL)</b>	Renault Clio	8	15:19.599	8 Runden		135.482	1:52.434	8
	12	Art of Racing <b>Lukas Uxa (CZE)</b>	Renault Clio	1	2:35.490	15 Runden		100.158	00.000	
	3	Wüst Motorsport <b>Peter Conrad Schreiber (CHE)</b>	Renault Clio	0	00.000	16 Runden		0.000	00.000	

fastest lap: 11 Pekar Tomas 1:51.309 = 139.913 km/h at lap 11

Issued:

Clerk of the Course:

Timekeeper:

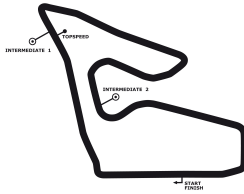
**Subject to final scrutineering !**

# DTM Spielberg

Red Bull Ring, length 4326 m

01. - 03.06.2012

Renault Clio Cup



# CLIO CUP

## Lap by Lap race 2, 03.06.2012

-Reg.No.: CR 07/2012

1 Reto Wuest , Renault Clio / CHE															
1	2:01.119	2	1:53.680	3	1:52.839	4	1:53.402	5	1:53.360	6	<b>1:51.862</b>	7	1:52.408	8	1:51.939

2 Daniel Hadorn , Renault Clio / CHE															
1	1:59.019	2	1:54.393	3	1:53.384	4	1:52.530	5	1:52.467	6	1:52.627	7	1:51.779	8	1:52.047
9	1:52.092	10	1:59.210	11	1:52.217	12	<b>1:51.776</b>	13	1:53.059	14	1:52.248	15	1:52.273	16	1:53.135

4 Rene Leutenegger , Renault Clio / CHE															
1	2:01.325	2	1:53.941	3	1:53.647	4	1:52.139	5	1:52.808	6	1:52.066	7	1:52.260	8	1:52.029
9	<b>1:51.647</b>	10	1:52.134	11	1:52.329	12	1:52.035	13	1:52.337	14	1:54.308	15	1:52.421	16	1:52.214

5 Milan Haering , Renault Clio / CZE															
1	2:02.901	2	1:53.982	3	1:53.624	4	<b>1:52.976</b>	5	1:53.712	6	1:56.703	7	1:54.583	8	1:56.734
9	1:53.465	10	1:54.900	11	1:55.142	12	1:54.374	13	1:53.282	14	1:53.881	15	1:54.268	16	1:54.192

6 Thomas Kern , Renault Clio / DEU															
1	2:03.115	2	1:54.098	3	1:53.476	4	1:52.970	5	1:53.265	6	1:55.355	7	1:54.453	8	<b>1:52.565</b>
9	2:01.614	pit	2:29.077												

7 Marcus Kern , Renault Clio / DEU															
1	2:02.108	2	1:53.607	3	1:54.350	4	1:52.267	5	1:53.243	6	1:52.436	7	1:52.325	8	1:53.271
9	<b>1:51.857</b>	10	1:52.638	11	1:52.399	12	1:52.561	13	1:52.980	14	1:52.182	15	1:52.548	16	1:53.166

9 Andreas Stucki , Renault Clio / CHE															
1	1:58.330	2	1:54.309	3	1:53.126	4	1:53.140	5	1:52.147	6	1:51.977	7	1:52.257	8	1:51.824
9	<b>1:51.491</b>	10	1:51.896	11	1:52.132	12	1:52.201	13	1:51.924	14	1:52.511	15	1:52.610	16	1:52.465

11 Tomas Pekar , Renault Clio / CZE															
1	2:05.677	2	1:53.969	3	1:53.651	4	1:52.820	5	1:51.675	6	1:51.714	7	1:51.627	8	1:51.916
9	1:51.786	10	1:51.799	11	<b>1:51.309</b>	12	1:51.625	13	1:51.500	14	1:52.304	15	1:51.645	16	1:54.994

12 Lukas Uxa , Renault Clio / CZE														
pit	2:35.490													

16 Sebastian Steibel , Renault Clio / DEU															
1	2:10.168	2	1:55.842	3	1:54.124	4	1:54.430	5	<b>1:53.394</b>	6	1:53.917	7	1:54.113	8	1:53.884
9	1:54.117	10	1:55.983	11	1:54.500	12	1:54.106	13	1:53.829	14	1:59.288	15	1:55.225	16	1:56.801

17 Pascal Eberle , Renault Clio / DEU															
1	1:59.850	2	1:53.773	3	1:54.829	4	1:52.099	5	<b>1:51.596</b>	6	1:51.815	7	1:51.903	8	1:52.732
9	1:51.978	10	1:53.053	11	1:52.075	12	1:51.978	13	1:52.063	14	1:51.924	15	1:51.805	16	1:51.859

20 Wojciech Giermaziak , Renault Clio / POL															
1	2:05.476	2	1:56.111	3	1:54.269	4	1:53.618	5	4:40.562	6	1:54.821	7	1:53.213	8	1:53.469
9	1:53.336	10	1:52.862	11	1:52.663	12	1:53.135	13	<b>1:52.361</b>	14	1:52.468	15	1:53.813		

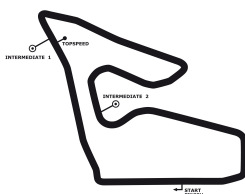
35 Marc-Uwe von Niesewand , Renault Clio / DEU															
1	1:59.300	2	1:53.803	3	1:53.188	4	1:52.095	5	1:51.950	6	1:52.055	7	1:52.052	8	1:52.249
9	<b>1:51.616</b>	10	1:51.950	11	1:52.052	12	1:52.208	13	1:51.996	14	1:51.814	15	1:52.184	16	1:52.206

# DTM Spielberg

Red Bull Ring, length 4326 m

01. - 03.06.2012

Renault Clio Cup



# CLIO CUP

## Lap by Lap race 2, 03.06.2012

-Reg.No.: CR 07/2012

36 Dino Calcum , Renault Clio / DEU															
1	1:58.702	2	1:54.097	3	1:52.510	4	1:52.247	5	1:51.949	6	1:51.912	7	1:52.551	8	1:52.086
9	<b>1:51.695</b>	10	1:51.836	11	1:52.155	12	1:52.324	13	1:52.076	14	1:51.953	15	1:51.994	16	1:52.163

37 Fredy Suter , Renault Clio / CHE															
1	2:03.918	2	1:54.726	3	1:54.507	4	1:55.559	5	1:53.389	6	1:53.411	7	1:53.889	8	1:54.367
9	1:54.621	10	1:54.870	11	1:55.135	12	1:53.369	13	<b>1:53.061</b>	14	1:53.262	15	1:53.866	16	1:54.280

39 Michael Ruh , Renault Clio / CHE															
1	2:01.611	2	1:53.345	3	1:56.680	4	<b>1:52.879</b>	5	1:55.444	6	1:54.580	7	1:53.980	8	1:54.527
9	1:53.417	10	1:53.510	11	1:54.530	12	1:55.179	13	1:53.421	14	1:53.036	15	1:54.364	16	1:55.271

42 Robert Kisiel , Renault Clio / POL															
1	2:04.443	2	1:56.953	3	1:54.832	4	1:53.612	5	1:54.241	6	<b>1:52.784</b>	7	1:53.229	8	1:54.387
9	1:53.859	10	1:54.024	11	1:53.317	12	1:53.457	13	1:53.366	14	1:52.963	15	1:55.484	16	

43 Jan Kisiel , Renault Clio / POL															
1	2:00.666	2	1:53.099	3	1:55.481	4	1:51.997	5	1:53.527	6	1:51.705	7	1:52.508	8	1:51.995
9	<b>1:51.675</b>	10	1:51.941	11	1:51.961	12	1:52.135	13	1:52.607	14	1:52.724	15	1:52.225	16	1:52.467

44 Maciej Ostoja-Chyzynski , Renault Clio / POL															
1	2:03.444	2	1:55.932	3	1:54.518	4	1:54.909	5	1:53.724	6	1:53.256	7	<b>1:52.975</b>	8	1:54.598
9	1:53.453	10	1:53.446	11	1:54.459	12	1:53.989	13	1:53.336	14	1:53.587	15	1:54.670	16	1:55.006

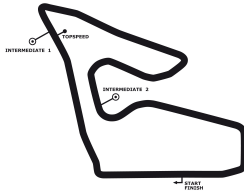
46 Pjotr Wojcik , Renault Clio / POL															
1	2:04.037	2	1:55.392	3	1:54.614	4	1:54.275	5	1:52.455	6	1:52.769	7	1:53.623	8	<b>1:52.434</b>

48 Alf Ahrens , Renault Clio / DEU															
1	1:58.478	2	1:53.679	3	1:52.838	4	1:52.164	5	1:51.881	6	1:52.102	7	1:52.414	8	1:51.781
9	1:51.801	10	1:51.933	11	1:52.192	12	1:55.963	13	1:53.123	14	1:54.796	15	<b>1:51.758</b>	16	1:52.284

54 David Dickenson , Renault Clio / IRL															
1	2:00.483	2	1:53.471	3	1:53.026	4	1:52.474	5	1:52.315	6	<b>1:51.715</b>	7	1:51.979	8	1:51.942
9	1:51.739	10	1:51.741	11	1:51.956	12	1:52.263	13	1:51.853	14	1:52.346	15	1:51.845	16	1:51.751

55 Gabriel Prinoth , Renault Clio / ITA															
1	2:02.612	2	1:56.297	3	1:53.443	4	<b>1:52.445</b>	5	1:53.518	6	1:54.170	7	1:55.060	8	1:52.853
9	2:06.722														

56 Chris Swanwick , Renault Clio / GBR															
1	2:06.047	2	1:55.000	3	1:53.179	4	1:54.715	5	1:54.458	6	1:52.765	7	1:53.480	8	1:54.328
9	1:53.905	10	1:52.744	11	1:53.801	12	1:53.741	13	<b>1:52.394</b>	14	1:52.628	15	1:53.094	16	1:52.711



Lap Analysis race 2, 03.06.2012

1 Reto Wuest , Renault Clio / CHE

theoretical besttime: 1:51.660

Lap	Time	S1	V1	S2	V2	S3	V3	Vmax	Lap	Time	S1	V1	S2	V2	S3	V3	Vmax
1	2:01.119	35.287	174	50.840	130	34.992	159	174	5	1:53.360	29.999	176	<b>48.986</b>	134	34.375	<b>160</b>	176
2	1:53.680	28.812	177	50.237	130	34.631	159	177	6	<b>1:51.862</b>	<b>28.327</b>	<b>181</b>	49.083	<b>135</b>	34.452	159	<b>181</b>
3	1:52.839	29.136	176	49.200	129	34.503	159	176	7	1:52.408	28.565	180	49.302	133	34.541	157	180
4	1:53.402	28.600	179	49.236	131	35.566	152	179	8	1:51.939	28.567	180	49.025	131	<b>34.347</b>	159	180

2 Daniel Hadorn , Renault Clio / CHE

theoretical besttime: 1:51.284

Lap	Time	S1	V1	S2	V2	S3	V3	Vmax	Lap	Time	S1	V1	S2	V2	S3	V3	Vmax
1	1:59.019	34.114	176	49.998	<b>253</b>	34.907	157	176	9	1:52.092	28.655	177	49.121	128	34.316	159	177
2	1:54.393	29.323	174	50.512	129	34.558	158	174	10	1:59.210	<b>28.389</b>	178	56.332	130	34.489	157	178
3	1:53.384	28.670	178	49.515	130	35.199	159	178	11	1:52.217	28.827	177	48.957	131	34.433	158	177
4	1:52.530	28.664	178	49.321	131	34.545	<b>160</b>	178	12	<b>1:51.776</b>	28.748	177	48.911	129	<b>34.117</b>	160	177
5	1:52.467	28.396	178	49.325	134	34.746	155	178	13	1:53.059	28.515	178	49.055	129	35.489	154	178
6	1:52.627	29.565	178	<b>48.778</b>	131	34.284	159	178	14	1:52.248	28.852	177	48.924	129	34.472	158	177
7	1:51.779	28.418	<b>179</b>	49.190	133	34.171	160	<b>179</b>	15	1:52.273	28.543	178	48.922	131	34.808	157	178
8	1:52.047	28.396	179	49.357	132	34.294	158	179	16	1:53.135	28.773	178	49.396	128	34.966	158	178

4 Rene Leutenegger , Renault Clio / CHE

theoretical besttime: 1:51.533

Lap	Time	S1	V1	S2	V2	S3	V3	Vmax	Lap	Time	S1	V1	S2	V2	S3	V3	Vmax
1	2:01.325	36.345	175	50.222	131	34.758	157	175	9	<b>1:51.647</b>	28.582	177	<b>48.812</b>	136	34.253	158	177
2	1:53.941	29.172	178	50.127	129	34.642	157	178	10	1:52.134	<b>28.546</b>	178	49.102	131	34.486	157	178
3	1:53.647	29.224	170	50.146	132	34.277	158	170	11	1:52.329	28.620	<b>179</b>	49.112	132	34.597	156	<b>179</b>
4	1:52.139	28.550	178	48.954	136	34.635	155	178	12	1:52.035	28.653	177	49.207	135	<b>34.175</b>	<b>159</b>	177
5	1:52.808	29.435	175	49.011	131	34.362	157	175	13	1:52.337	28.550	178	49.062	133	34.725	154	178
6	1:52.066	28.709	178	48.944	135	34.413	157	178	14	1:54.308	28.953	179	50.525	135	34.830	154	179
7	1:52.260	28.688	177	49.138	135	34.434	155	177	15	1:52.421	29.011	178	49.054	<b>137</b>	34.356	158	178
8	1:52.029	28.678	177	49.098	133	34.253	158	177	16	1:52.214	28.606	177	49.062	131	34.546	156	177

5 Milan Haering , Renault Clio / CZE

theoretical besttime: 1:52.622

Lap	Time	S1	V1	S2	V2	S3	V3	Vmax	Lap	Time	S1	V1	S2	V2	S3	V3	Vmax
1	2:02.901	37.187	178	50.600	123	35.114	158	178	9	1:53.465	28.708	177	49.740		35.017	157	177
2	1:53.982	29.312	179	50.019		34.651	155	179	10	1:54.900	29.442	176	50.216		35.242	156	176
3	1:53.624	28.881	178	50.047		34.696	157	178	11	1:55.142	29.125	176	50.545		35.472	156	176
4	<b>1:52.976</b>	<b>28.518</b>	<b>180</b>	49.649		34.809	167	<b>180</b>	12	1:54.374	28.950	175	49.906	<b>130</b>	35.518	153	175
5	1:53.712	29.608	175	<b>49.559</b>		<b>34.545</b>	<b>170</b>	175	13	1:53.282	29.059	175	49.623	130	34.600	157	175
6	1:56.703	28.972	177	51.716		36.015	163	177	14	1:53.881	28.883	176	49.994		35.004	156	176
7	1:54.583	29.314	177	49.891		35.378	153	177	15	1:54.268	29.141	173	49.677		35.450	149	173
8	1:56.734	31.216	173	50.685		34.833	158	173	16	1:54.192	29.375	175	49.912		34.905	156	175

6 Thomas Kern , Renault Clio / DEU

theoretical besttime: 1:52.091

Lap	Time	S1	V1	S2	V2	S3	V3	Vmax	Lap	Time	S1	V1	S2	V2	S3	V3	Vmax
1	2:03.115	36.833	176	51.132	126	35.150	159	176	6	1:55.355	28.823	178	51.460	<b>135</b>	35.072	156	178
2	1:54.098	29.183	179	50.150	127	34.765	159	179	7	1:54.453	29.777	177	49.875	126	34.801	157	177
3	1:53.476	28.649	179	50.166	127	34.661	<b>160</b>	179	8	<b>1:52.565</b>	28.917	177	<b>49.015</b>	129	34.633	156	177
4	1:52.970	<b>28.448</b>	<b>180</b>	49.894	124	<b>34.628</b>	160	<b>180</b>	9	2:01.614	28.759	176	49.116	125	43.739	110	176
5	1:53.265	29.173	177	49.254	129	34.838	155	177	10	2:29.077	41.596	110	58.537	107			110

7 Marcus Kern , Renault Clio / DEU

theoretical besttime: 1:51.744

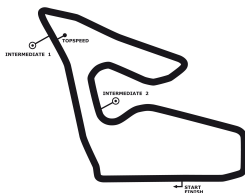
Lap	Time	S1	V1	S2	V2	S3	V3	Vmax	Lap	Time	S1	V1	S2	V2	S3	V3	Vmax
1	2:02.108	35.892	176	51.233	126	34.983	158	176	9	<b>1:51.857</b>	<b>28.400</b>	179	49.046	126	34.411	157	179
2	1:53.607	28.727	<b>180</b>	50.178	125	34.702	158	<b>180</b>	10	1:52.638	28.763	179	49.174	127	34.701	157	179
3	1:54.350	28.653	176	50.925	124	34.772	156	176	11	1:52.399	28.732	178	49.103	128	34.564	157	178
4	1:52.267	28.622	180	49.093	121	34.552	<b>160</b>	180	12	1:52.561	28.732	177	49.355	127	34.474	158	177
5	1:53.243	28.722	173	50.186	124	<b>34.335</b>	160	173	13	1:52.980	28.615	177	49.237	130	35.128	156	177
6	1:52.436	28.543	179	49.465	124	34.428	160	179	14	1:52.182	28.474	178	49.043	126	34.665	155	178
7	1:52.325	28.778	178	49.016	128	34.531	158	178	15	1:52.548	28.748	177	49.082	<b>132</b>	34.718	157	177
8	1:53.271	28.556	179	<b>49.009</b>	128	35.706	157	179	16	1:53.166	28.966	177	49.404	131	34.796	157	177

# DTM Spielberg

Red Bull Ring, length 4326 m

01. - 03.06.2012

Renault Clio Cup



-Reg.No.: CR 07/2012

## Lap Analysis race 2, 03.06.2012

9 Andreas Stucki , Renault Clio / CHE										theoretical besttime: 1:51.372							
Lap	Time	S1	V1	S2	V2	S3	V3	Vmax	Lap	Time	S1	V1	S2	V2	S3	V3	Vmax
1	1:58.330	33.619	173	49.513	133	35.198	153	173	9	<b>1:51.491</b>	28.568	177	48.666	132	<b>34.257</b>	159	177
2	1:54.309	29.630	175	49.926	126	34.753	158	175	10	1:51.896	28.490	178	48.779	129	34.627	157	178
3	1:53.126	28.808	176	49.859	128	34.459	158	176	11	1:52.132	28.729	177	49.058	130	34.345	<b>160</b>	177
4	1:53.140	28.880	177	49.701	130	34.559	157	177	12	1:52.201	<b>28.473</b>	178	49.207	131	34.521	158	178
5	1:52.147	28.705	177	49.022	131	34.420	157	177	13	1:51.924	28.568	177	48.858	130	34.498	159	177
6	1:51.977	28.675	177	<b>48.642</b>	131	34.660	154	177	14	1:52.511	28.573	177	48.800	134	35.138	152	177
7	1:52.257	28.727	<b>179</b>	49.014	133	34.516	159	<b>179</b>	15	1:52.610	29.376	176	48.775	129	34.459	156	176
8	1:51.824	28.683	176	48.742	130	34.399	159	176	16	1:52.465	29.046	175	48.793	<b>135</b>	34.626	155	175

11 Tomas Pekar , Renault Clio / CZE										theoretical besttime: 1:50.893							
Lap	Time	S1	V1	S2	V2	S3	V3	Vmax	Lap	Time	S1	V1	S2	V2	S3	V3	Vmax
1	2:05.677	40.061	173	50.808	128	34.808	159	173	9	1:51.786	28.496	177	49.041	134	34.249	158	177
2	1:53.969	29.476	177	50.185	126	34.308	<b>160</b>	177	10	1:51.799	28.675	177	48.610	137	34.514	156	177
3	1:53.651	29.995	177	48.975	138	34.681	160	177	11	<b>1:51.309</b>	28.715	178	48.369	134	<b>34.225</b>	158	178
4	1:52.820	29.142	178	49.183	136	34.495	158	178	12	1:51.625	28.548	179	48.822	135	34.255	159	179
5	1:51.675	28.518	179	48.796	134	34.361	159	179	13	1:51.500	<b>28.375</b>	179	48.596	<b>141</b>	34.529	156	179
6	1:51.714	28.494	177	48.909	133	34.311	160	177	14	1:52.304	28.671	<b>180</b>	49.353	133	34.280	157	<b>180</b>
7	1:51.627	28.402	178	<b>48.293</b>	132	34.932	159	178	15	1:51.645	28.680	177	48.565	135	34.400	157	177
8	1:51.916	28.431	179	48.541	133	34.944	158	179	16	1:54.994	28.558	177	48.573	139	37.863	88	177

12 Lukas Uxa , Renault Clio / CZE										theoretical besttime:							
Lap	Time	S1	V1	S2	V2	S3	V3	Vmax	Lap	Time	S1	V1	S2	V2	S3	V3	Vmax
1	2:35.490	40.376	<b>168</b>	<b>1:08.86€</b>	<b>114</b>			<b>168</b>									

16 Sebastian Steibel , Renault Clio / DEU										theoretical besttime: 1:53.201							
Lap	Time	S1	V1	S2	V2	S3	V3	Vmax	Lap	Time	S1	V1	S2	V2	S3	V3	Vmax
1	2:10.168	39.980	172	54.208	114	35.980	154	172	9	1:54.117	29.324	174	49.924	127	34.869	156	174
2	1:55.842	29.710	172	51.000	119	35.132	156	172	10	1:55.983	29.858	173	50.374	126	35.751	155	173
3	1:54.124	29.314	173	50.123	118	<b>34.687</b>	157	173	11	1:54.500	29.121	174	50.253	123	35.126	156	174
4	1:54.430	29.081	<b>174</b>	50.350	123	34.999	157	<b>174</b>	12	1:54.106	29.067	174	50.095	121	34.944	157	174
5	<b>1:53.394</b>	29.034	174	<b>49.557</b>	125	34.803	157	174	13	1:53.829	<b>28.957</b>	174	49.904	126	34.968	157	174
6	1:53.917	29.260	174	49.759	121	34.898	<b>158</b>	174	14	1:59.288	28.989	173	49.995	126	40.304	156	173
7	1:54.113	29.276	174	49.872	118	34.965	157	174	15	1:55.225	29.461	171	50.332	118	35.432	156	171
8	1:53.884	29.065	174	50.069	<b>128</b>	34.750	157	174	16	1:56.801	29.424	172	51.857	123	35.520	156	172

17 Pascal Eberle , Renault Clio / DEU										theoretical besttime: 1:50.944							
Lap	Time	S1	V1	S2	V2	S3	V3	Vmax	Lap	Time	S1	V1	S2	V2	S3	V3	Vmax
1	1:59.850	34.929	172	50.412	130	34.509	158	172	9	1:51.978	28.434	179	49.368	129	34.176	161	179
2	1:53.773	28.668	180	50.478	133	34.627	<b>161</b>	180	10	1:53.053	28.429	181	50.302	131	34.322	157	181
3	1:54.829	30.484	170	50.221	129	34.124	160	170	11	1:52.075	28.724	178	48.966	133	34.385	158	178
4	1:52.099	<b>28.105</b>	<b>182</b>	49.316	132	34.678	156	<b>182</b>	12	1:51.978	28.657	177	49.254	127	<b>34.067</b>	160	177
5	<b>1:51.596</b>	28.560	179	<b>48.772</b>	130	34.264	160	179	13	1:52.063	28.214	181	49.151	131	34.698	155	181
6	1:51.815	28.649	180	48.860	129	34.306	160	180	14	1:51.924	28.571	177	49.109	132	34.244	158	177
7	1:51.903	28.297	179	49.519	133	34.087	161	179	15	1:51.805	28.394	178	49.251	131	34.160	159	178
8	1:52.732	28.311	176	50.183	133	34.238	159	176	16	1:51.859	28.473	178	49.180	<b>134</b>	34.206	159	178

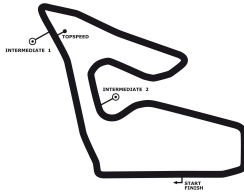
20 Wojciech Giermaziak , Renault Clio / POL										theoretical besttime: 1:51.989							
Lap	Time	S1	V1	S2	V2	S3	V3	Vmax	Lap	Time	S1	V1	S2	V2	S3	V3	Vmax
1	2:05.476	39.335	176	51.145	125	34.996	158	176	9	1:53.336	28.985	176	49.526	128	34.825	156	176
2	1:56.111	29.665	177	51.241		35.205	156	177	10	1:52.862	28.816	178	49.494		34.552	157	178
3	1:54.269	29.629	177	50.036		34.604	158	177	11	1:52.663	28.611	178	49.260		34.792	155	178
4	1:53.618	<b>28.525</b>	<b>180</b>	49.567	125	35.526	<b>159</b>	<b>180</b>	12	1:53.135	28.991	177	49.315		34.829	156	177
5	4:40.562	29.220	172	50.659		3:20.683	149	172	13	<b>1:52.361</b>	28.843	177	<b>49.041</b>	127	34.477	158	177
6	1:54.821	30.006	175	50.161	<b>129</b>	34.654	157	175	14	1:52.468	28.733	177	49.312		<b>34.423</b>	157	177
7	1:53.213	29.081	176	49.418		34.714	158	176	15	1:53.813	28.926	176	50.177	116	34.710	158	176
8	1:53.469	28.905	177	49.751	124	34.813	157	177									

# DTM Spielberg

Red Bull Ring, length 4326 m

01. - 03.06.2012

Renault Clio Cup



-Reg.No.: CR 07/2012

## Lap Analysis race 2, 03.06.2012

### 35 Marc-Uwe von Niese wand , Renault Clio / DEU

theoretical besttime: 1:51.497

Lap	Time	S1	V1	S2	V2	S3	V3	Vmax	Lap	Time	S1	V1	S2	V2	S3	V3	Vmax
1	1:59.300	34.334	172	50.264	130	34.702	155	172	9	<b>1:51.616</b>	28.506	179	<b>48.722</b>	130	34.388	<b>159</b>	179
2	1:53.803	29.050	178	50.312	130	34.441	157	178	10	1:51.950	<b>28.416</b>	179	48.847	130	34.687	155	179
3	1:53.188	28.700	178	49.712	131	34.776	157	178	11	1:52.052	28.676	178	48.798	132	34.578	157	178
4	1:52.095	28.517	<b>180</b>	49.219	<b>135</b>	<b>34.359</b>	157	<b>180</b>	12	1:52.208	28.454	178	49.348	132	34.406	158	178
5	1:51.950	28.681	177	48.870	134	34.399	158	177	13	1:51.996	28.510	179	48.945	131	34.541	158	179
6	1:52.055	28.610	178	48.979	133	34.466	157	178	14	1:51.814	28.492	179	48.892	133	34.430	157	179
7	1:52.052	28.614	177	48.985	130	34.453	158	177	15	1:52.184	28.621	177	49.045	132	34.518	157	177
8	1:52.249	28.609	179	49.130	128	34.510	157	179	16	1:52.206	28.663	177	48.821	135	34.722	156	177

### 36 Dino Calcum , Renault Clio / DEU

theoretical besttime: 1:51.475

Lap	Time	S1	V1	S2	V2	S3	V3	Vmax	Lap	Time	S1	V1	S2	V2	S3	V3	Vmax
1	1:58.702	33.752	177	50.375	129	34.575	157	177	9	<b>1:51.695</b>	28.494	179	48.788	129	34.413	159	179
2	1:54.097	29.567	177	49.940	129	34.590	158	177	10	1:51.836	<b>28.396</b>	179	49.037	132	34.403	158	179
3	1:52.510	28.758	<b>179</b>	49.229	129	34.523	<b>159</b>	<b>179</b>	11	1:52.155	28.464	179	49.071	<b>137</b>	34.620	159	179
4	1:52.247	28.843	178	49.093	129	<b>34.311</b>	159	178	12	1:52.324	28.445	179	49.536	133	34.343	158	179
5	1:51.949	28.554	179	48.941	126	34.454	159	179	13	1:52.076	28.519	177	49.028	135	34.529	157	177
6	1:51.912	28.585	178	48.847	130	34.480	158	178	14	1:51.953	28.592	177	48.769	136	34.592	156	177
7	1:52.551	28.722	177	49.363	131	34.466	159	177	15	1:51.994	28.662	177	<b>48.768</b>	135	34.564	157	177
8	1:52.086	28.451	179	49.252	130	34.383	158	179	16	1:52.163	28.726	175	48.859	135	34.578	156	175

### 37 Fredy Suter , Renault Clio / CHE

theoretical besttime: 1:52.353

Lap	Time	S1	V1	S2	V2	S3	V3	Vmax	Lap	Time	S1	V1	S2	V2	S3	V3	Vmax
1	2:03.918	38.352	175	50.431	124	35.135	156	175	9	1:54.621	28.991	177	50.076	<b>135</b>	35.554	154	177
2	1:54.726	29.086	177	50.847	128	34.793	155	177	10	1:54.870	29.219	177	50.228	132	35.423	150	177
3	1:54.507	28.912	176	50.767	133	34.828	158	176	11	1:55.135	29.068	177	50.817	130	35.250	154	177
4	1:55.559	29.473	177	50.244	127	35.842	154	177	12	1:53.369	29.013	177	49.573	129	34.783	155	177
5	1:53.389	29.362	176	49.295	129	34.732	155	176	13	<b>1:53.061</b>	28.840	176	49.441	133	34.780	156	176
6	1:53.411	28.918	<b>178</b>	49.369	126	35.124	156	<b>178</b>	14	1:53.262	29.063	175	<b>49.117</b>	134	35.082	153	175
7	1:53.889	<b>28.702</b>	178	50.508	133	34.679	158	178	15	1:53.866	29.391	175	49.431	132	35.044	155	175
8	1:54.367	29.615	171	50.218	133	<b>34.534</b>	<b>160</b>	171	16	1:54.280	29.325	176	49.476	135	35.479	156	176

### 39 Michael Ruh , Renault Clio / CHE

theoretical besttime: 1:52.360

Lap	Time	S1	V1	S2	V2	S3	V3	Vmax	Lap	Time	S1	V1	S2	V2	S3	V3	Vmax
1	2:01.611	36.502	177	50.459	128	34.650	<b>159</b>	177	9	1:53.417	28.961	175	49.565	127	34.891	155	175
2	1:53.345	29.039	<b>180</b>	49.781	126	<b>34.525</b>	159	<b>180</b>	10	1:53.510	28.982	175	49.687	125	34.841	155	175
3	1:56.680	29.414	167	52.518	128	34.748	158	167	11	1:54.530	29.075	174	50.028	124	35.427	156	174
4	<b>1:52.879</b>	28.825	177	<b>49.037</b>	127	35.017	158	177	12	1:55.179	30.259	170	50.166	124	34.754	157	170
5	1:55.444	29.903	174	50.678	126	34.863	157	174	13	1:53.421	28.836	177	49.710	130	34.875	157	177
6	1:54.580	29.034	175	50.468	126	35.078	157	175	14	1:53.036	<b>28.798</b>	177	49.370	131	34.868	156	177
7	1:53.980	28.975	178	49.782	123	35.223	155	178	15	1:54.364	29.612	174	49.823	123	34.929	156	174
8	1:54.527	30.276	172	49.630	127	34.621	157	172	16	1:55.271	29.371	173	50.017	<b>138</b>	35.883	158	173

### 42 Robert Kisiel , Renault Clio / POL

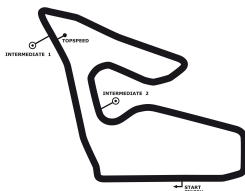
theoretical besttime: 1:52.398

Lap	Time	S1	V1	S2	V2	S3	V3	Vmax	Lap	Time	S1	V1	S2	V2	S3	V3	Vmax
1	2:04.443	39.658	173	49.983	132	34.802	157	173	9	1:53.859	28.575	175	50.171	130	35.113	155	175
2	1:56.953	29.094	<b>178</b>	52.045	124	35.814	153	<b>178</b>	10	1:54.024	29.518	176	49.675	140	34.831	152	176
3	1:54.832	29.615	174	50.515	123	34.702	159	174	11	1:53.317	29.205	175	<b>49.347</b>	131	34.765	156	175
4	1:53.612	28.722	178	49.452	130	35.438	157	178	12	1:53.457	28.964	174	49.830	131	34.663	157	174
5	1:54.241	28.975	170	50.771	123	<b>34.495</b>	155	170	13	1:53.366	28.821	177	49.899	137	34.646	157	177
6	<b>1:52.784</b>	28.699	177	49.359	131	34.726	156	177	14	1:52.963	<b>28.556</b>	177	49.664	<b>143</b>	34.743	154	177
7	1:53.229	28.558	178	49.528	135	35.143	158	178	15	1:55.484	30.793	172	49.568	128	35.123	156	172
8	1:54.387	29.086	175	50.744	131	34.557	<b>160</b>	175									

### 43 Jan Kisiel , Renault Clio / POL

theoretical besttime: 1:51.457

Lap	Time	S1	V1	S2	V2	S3	V3	Vmax	Lap	Time	S1	V1	S2	V2	S3	V3	Vmax
1	2:00.666	34.942	173	50.204	129	35.520	153	173	9	<b>1:51.675</b>	28.671	177	<b>48.865</b>	127	34.139	156	177
2	1:53.099	29.029	174	49.607	126	34.463	<b>159</b>	174	10	1:51.941	28.636	176	49.021	130	34.284	156	176
3	1:55.481	30.413	170	50.845	<b>137</b>	34.223	159	170	11	1:51.961	28.726	177	48.977	127	34.258	156	177
4	1:51.997	28.550	<b>177</b>	48.940	132	34.507	156	<b>177</b>	12	1:52.135	28.817	176	49.210	127	<b>34.108</b>	158	176
5	1:53.527	30.026	172	49.257	135	34.244	158	172	13	1:52.607	<b>28.484</b>	177	49.559	131	34.564	155	177
6	1:51.705	28.642	177	48.954	125	34.109	159	177	14	1:52.724	29.178	175	49.162	128	34.384	156	175
7	1:52.508	28.730	177	49.398	128	34.380	157	177	15	1:52.225	28.677	175	49.340	127	34.208	155	175
8	1:51.995	28.711	177	49.044	128	34.240	157	177	16	1:52.467	29.027	173	49.072	127	34.368	155	173



Lap Analysis race 2, 03.06.2012

**44 Maciej Ostoja-Chyzynski , Renault Clio / POL**

**theoretical besttime: 1:52.360**

Lap	Time	S1	V1	S2	V2	S3	V3	Vmax	Lap	Time	S1	V1	S2	V2	S3	V3	Vmax
1	2:03.444	37.940	174	50.151	135	35.353	156	174	9	1:53.453	28.906	175	49.827	128	34.720	155	175
2	1:55.932	29.196	176	51.751	130	34.985	155	176	10	1:53.446	28.891	175	49.930	132	34.625	156	175
3	1:54.518	29.119	175	50.108	131	35.291	157	175	11	1:54.459	29.097	174	50.444	131	34.918	156	174
4	1:54.909	29.022	174	50.202	131	35.685	155	174	12	1:53.989	29.833	173	49.639	135	<b>34.517</b>	156	173
5	1:53.724	29.772	172	<b>49.175</b>	136	34.777	157	172	13	1:53.336	29.093	177	49.464	135	34.779	155	177
6	1:53.256	<b>28.668</b>	174	49.630	135	34.958	156	174	14	1:53.587	28.899	175	50.007	<b>138</b>	34.681	156	175
7	<b>1:52.975</b>	28.783	<b>177</b>	49.571	137	34.621	<b>158</b>	<b>177</b>	15	1:54.670	29.979	170	49.686	137	35.005	155	170
8	1:54.598	30.104	172	49.785	133	34.709	157	172	16	1:55.006	29.740	172	50.021	135	35.245	156	172

**46 Pjotr Wojcik , Renault Clio / POL**

**theoretical besttime: 1:52.176**

Lap	Time	S1	V1	S2	V2	S3	V3	Vmax	Lap	Time	S1	V1	S2	V2	S3	V3	Vmax
1	2:04.037	38.705	171	50.304	128	35.028	155	171	5	1:52.455	28.940	173	<b>49.028</b>	125	<b>34.487</b>	157	173
2	1:55.392	29.689	172	51.100	127	34.603	156	172	6	1:52.769	<b>28.661</b>	<b>176</b>	49.401	126	34.707	155	<b>176</b>
3	1:52.838	30.170	171	49.839	<b>129</b>	34.605	<b>158</b>	171	7	1:53.623	28.911	175	50.086	127	34.626	156	175
4	1:54.275	28.851	175	49.869	128	35.555	154	175	8	<b>1:52.434</b>	28.784	176	49.122	123	34.528	156	176

**48 Alf Ahrens , Renault Clio / DEU**

**theoretical besttime: 1:51.247**

Lap	Time	S1	V1	S2	V2	S3	V3	Vmax	Lap	Time	S1	V1	S2	V2	S3	V3	Vmax
1	1:58.478	33.908	174	50.047	136	34.523	156	174	9	1:51.801	28.615	177	48.818	126	34.368	158	177
2	1:53.679	29.354	174	49.825	130	34.500	156	174	10	1:51.933	28.638	177	49.038	126	34.257	157	177
3	1:52.838	28.877	175	49.332	125	34.629	157	175	11	1:52.192	28.630	<b>178</b>	49.249	<b>140</b>	34.313	157	<b>178</b>
4	1:52.164	28.718	176	49.080	124	34.366	158	176	12	1:55.963	28.781	177	53.046	131	34.136	<b>159</b>	177
5	1:51.881	28.665	176	48.843	124	34.373	156	176	13	1:53.123	<b>28.448</b>	178	49.094	133	35.581	151	178
6	1:52.102	28.717	176	48.961	128	34.424	156	176	14	1:54.796	29.264	176	50.883	123	34.649	158	176
7	1:52.414	28.826	177	49.219	126	34.369	157	177	15	<b>1:51.758</b>	28.629	178	<b>48.730</b>	126	34.399	158	178
8	1:51.781	28.607	176	49.105	126	<b>34.069</b>	158	176	16	1:52.284	28.458	178	49.558	129	34.268	158	178

**54 David Dickenson , Renault Clio / IRL**

**theoretical besttime: 1:51.144**

Lap	Time	S1	V1	S2	V2	S3	V3	Vmax	Lap	Time	S1	V1	S2	V2	S3	V3	Vmax
1	2:00.483	35.131	175	50.493	132	34.859	156	175	9	1:51.739	28.458	179	48.783	131	34.498	156	179
2	1:53.471	28.521	<b>179</b>	50.453	128	34.497	159	<b>179</b>	10	1:51.741	<b>28.337</b>	179	48.751	131	34.653	157	179
3	1:53.026	29.597	175	48.951	<b>135</b>	34.478	158	175	11	1:51.956	28.514	177	49.167	131	34.275	159	177
4	1:52.474	28.610	179	49.446	132	34.418	<b>160</b>	179	12	1:52.263	28.495	179	49.144	131	34.624	159	179
5	1:52.315	28.455	179	49.568	128	34.292	157	179	13	1:51.853	28.539	178	48.981	130	34.333	158	178
6	<b>1:51.715</b>	28.593	178	48.823	132	34.299	159	178	14	1:52.346	28.570	178	49.451	134	34.325	157	178
7	1:51.979	28.409	178	49.107	131	34.463	159	178	15	1:51.845	29.038	176	<b>48.669</b>	135	<b>34.138</b>	158	176
8	1:51.942	28.597	179	49.124	135	34.221	157	179	16	1:51.751	28.546	177	49.012	135	34.193	159	177

**55 Gabriel Prinoth , Renault Clio / ITA**

**theoretical besttime: 1:51.823**

Lap	Time	S1	V1	S2	V2	S3	V3	Vmax	Lap	Time	S1	V1	S2	V2	S3	V3	Vmax
1	2:02.612	36.725	177	50.680	123	35.207	158	177	6	1:54.170	<b>28.523</b>	<b>179</b>	50.584	135	35.063	159	<b>179</b>
2	1:56.297	29.652	174	51.827	128	34.818	158	174	7	1:55.060	29.425	173	50.812	126	34.823	158	173
3	1:53.443	28.950	178	49.990	129	34.503	<b>160</b>	178	8	1:52.853	28.812	179	49.342	130	34.699	158	179
4	<b>1:52.445</b>	28.621	177	49.117	131	34.707	160	177	9	2:06.722	28.739	177	<b>48.954</b>	129	49.029	122	177
5	1:53.518	29.662	173	49.510	<b>135</b>	<b>34.346</b>	160	173									

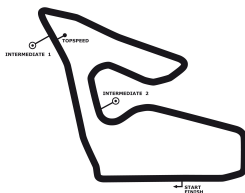
**56 Chris Swanwick , Renault Clio / GBR**

**theoretical besttime: 1:52.094**

Lap	Time	S1	V1	S2	V2	S3	V3	Vmax	Lap	Time	S1	V1	S2	V2	S3	V3	Vmax
1	2:06.047	40.168	170	51.102	137	34.777	157	170	9	1:53.905	28.876	177	50.154	133	34.875	156	177
2	1:55.000	29.288	177	50.355	129	35.357	154	177	10	1:52.744	28.828	176	49.522	132	34.394	157	176
3	1:53.179	28.767	177	50.042	137	34.370	<b>160</b>	177	11	1:53.801	28.824	175	50.044	132	34.933	153	175
4	1:54.715	29.513	176	49.470	133	35.732	155	176	12	1:53.741	29.733	173	49.615	135	34.393	156	173
5	1:54.458	29.514	174	50.600	<b>140</b>	34.344	155	174	13	<b>1:52.394</b>	28.812	175	49.256	133	<b>34.326</b>	155	175
6	1:52.765	28.737	176	49.498	139	34.530	158	176	14	1:52.628	29.129	174	<b>49.109</b>	138	34.390	156	174
7	1:53.480	<b>28.659</b>	<b>178</b>	50.164	137	34.657	158	<b>178</b>	15	1:53.094	29.080	173	49.420	138	34.594	156	173
8	1:54.328	29.381	176	50.449	137	34.498	157	176	16	1:52.711	28.838	175	49.278	139	34.595	156	175



**DTM Spielberg**  
**Red Bull Ring, length 4326 m**  
**01. - 03.06.2012**  
**Renault Clio Cup**



**Best Sector Times race 2**

Pos.	sector 1			sector 2			sector 3			theoretical and best lap time				
	No	Driver	Time	No	Driver	Time	No	Driver	Time	No	Driver	theoretic	Best	Pos
1	17	Eberle P.	28.105	11	Pekar T.	48.293	17	Eberle P.	34.067	11	Pekar T.	1:50.893	1:51.309	
2	1	Wuest R.	28.327	9	Stucki A.	48.642	48	Ahrens A.	34.069	17	Eberle P.	1:50.944	1:51.596	
3	54	Dickenson D.	28.337	54	Dickenson D.	48.669	43	Kisiel J.	34.108	54	Dickenson D.	1:51.144	1:51.715	
4	11	Pekar T.	28.375	35	von Niesewand M.	48.722	2	Hadorn D.	34.117	48	Ahrens A.	1:51.247	1:51.758	
5	2	Hadorn D.	28.389	48	Ahrens A.	48.730	54	Dickenson D.	34.138	2	Hadorn D.	1:51.284	1:51.776	
6	36	Calcum D.	28.396	36	Calcum D.	48.768	4	Leutenegger R.	34.175	9	Stucki A.	1:51.372	1:51.491	
7	7	Kern M.	28.400	17	Eberle P.	48.772	11	Pekar T.	34.225	43	Kisiel J.	1:51.457	1:51.675	
8	35	von Niesewand M.	28.416	2	Hadorn D.	48.778	9	Stucki A.	34.257	36	Calcum D.	1:51.475	1:51.695	
9	48	Ahrens A.	28.448	4	Leutenegger R.	48.812	36	Calcum D.	34.311	35	von Niesewand M.	1:51.497	1:51.616	
10	6	Kern T.	28.448	43	Kisiel J.	48.865	56	Swanwick C.	34.326	4	Leutenegger R.	1:51.533	1:51.647	
11	9	Stucki A.	28.473	55	Prinoth G.	48.954	7	Kern M.	34.335	1	Wuest R.	1:51.660	1:51.862	
12	43	Kisiel J.	28.484	1	Wuest R.	48.986	55	Prinoth G.	34.346	7	Kern M.	1:51.744	1:51.857	
13	5	Haering M.	28.518	7	Kern M.	49.009	1	Wuest R.	34.347	55	Prinoth G.	1:51.823	1:52.445	
14	55	Prinoth G.	28.523	6	Kern T.	49.015	35	von Niesewand M.	34.359	20	Giermaziak W.	1:51.989	1:52.361	
15	20	Giermaziak W.	28.525	46	Wojcik P.	49.028	20	Giermaziak W.	34.423	6	Kern T.	1:52.091	1:52.565	
16	4	Leutenegger R.	28.546	39	Ruh M.	49.037	46	Wojcik P.	34.487	56	Swanwick C.	1:52.094	1:52.394	
17	42	Kisiel R.	28.556	20	Giermaziak W.	49.041	42	Kisiel R.	34.495	46	Wojcik P.	1:52.176	1:52.434	
18	56	Swanwick C.	28.659	56	Swanwick C.	49.109	44	Ostoja-Chyzynski M.	34.517	37	Suter F.	1:52.353	1:53.061	
19	46	Wojcik P.	28.661	37	Suter F.	49.117	39	Ruh M.	34.525	44	Ostoja-Chyzynski M.	1:52.360	1:52.975	
20	44	Ostoja-Chyzynski M.	28.668	44	Ostoja-Chyzynski M.	49.175	37	Suter F.	34.534	39	Ruh M.	1:52.360	1:52.879	
21	37	Suter F.	28.702	42	Kisiel R.	49.347	5	Haering M.	34.545	42	Kisiel R.	1:52.398	1:52.784	
22	39	Ruh M.	28.798	16	Steibel S.	49.557	6	Kern T.	34.628	5	Haering M.	1:52.622	1:52.976	
23	16	Steibel S.	28.957	5	Haering M.	49.559	16	Steibel S.	34.687	16	Steibel S.	1:53.201	1:53.394	
24	12	Uxa L.	00.000	12	Uxa L.	1:08.865	12	Uxa L.	00.000	12	Uxa L.	00.000	00.000	
25	3	Schreiber P.	00.000	3	Schreiber P.	00.000	3	Schreiber P.	00.000	3	Schreiber P.	00.000	00.000	

Lapchart: Renault Clio Cup race 2

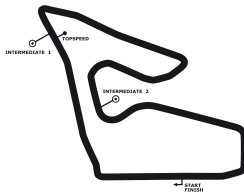
POS	1	2	3	4	5	6	7	8	9	10	11	12	13	14	15	16	17	18	19	20	21	22	23	24
LAP 1	9	48	36	2	35	17	54	43	1	4	39	7	55	5	6	44	37	46	42	20	11	56	16	12.
LAP 2	48	9	36	35	2	17	43	54	1	39	4	7	5	6	37	55	44	46	11	56	42	20	16	
LAP 3	48	36	9	35	2	54	1	17	4	43	7	5	6	39	55	37	11	44	46	56	20	42	16	
LAP 4	48	36	35	9	2	54	17	1	4	43	7	5	6	39	55	11	46	37	44	56	20	42	16	
LAP 5	48	36	35	9	54	2	17	4	1	43	7	6	5	11	55	39	46	37	44	56	42	16	20	
LAP 6	48	36	35	9	54	17	2	4	1	43	7	11	6	55	46	5	39	37	44	56	42	16	20	
LAP 7	48	36	35	9	54	17	2	4	1	43	7	11	6	46	55	5	39	44	37	56	42	16	20	
LAP 8	48	36	35	9	54	2	17	4	1	43	11	7	6	46	55	39	44	37	56	42	5	16	20	
LAP 9	48	36	35	9	54	2	17	4	43	11	7	39	44	56	42	37	5	6	16	55	20			
LAP 10	48	36	35	9	54	17	4	43	11	7	2	39	44	56	42	37	5	16	6	20				
LAP 11	48	36	35	9	54	17	4	43	11	7	2	56	39	44	42	37	5	16	20					
LAP 12	36	35	9	54	48	17	4	43	11	7	2	56	44	42	39	37	5	16	20					
LAP 13	36	35	9	54	17	48	4	11	43	7	2	56	44	42	39	37	5	16	20					
LAP 14	36	35	9	54	17	11	43	4	48	7	2	56	42	44	39	37	5	16	20					
LAP 15	36	35	54	9	17	11	43	48	4	7	2	56	44	39	42	37	5	16	20					
LAP 16	36	35	54	9	17	43	48	4	11	7	2	56	44	39	37	5	16							

# DTM Spielberg

Red Bull Ring, length 4326 m

01. - 03.06.2012

Renault Clio Cup



# CLIO CUP

## Topspeed race 2, 03.06.2012

-Reg.No.: CR 07/2012

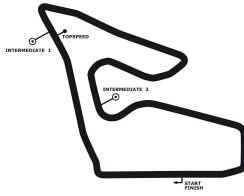
Car No.	Driver	Make	Speed km/h
17	Pascal Eberle	Renault Clio	182
1	Reto Wuest	Renault Clio	181
7	Marcus Kern	Renault Clio	180
39	Michael Ruh	Renault Clio	180
11	Tomas Pekar	Renault Clio	180
5	Milan Haering	Renault Clio	180
35	Marc-Uwe von Niesewand	Renault Clio	180
6	Thomas Kern	Renault Clio	180
20	Wojciech Giermaziak	Renault Clio	180
2	Daniel Hadorn	Renault Clio	179
54	David Dickenson	Renault Clio	179
55	Gabriel Prinoth	Renault Clio	179
4	Rene Leutenegger	Renault Clio	179
9	Andreas Stucki	Renault Clio	179
36	Dino Calcum	Renault Clio	179
37	Fredy Suter	Renault Clio	178
56	Chris Swanwick	Renault Clio	178
42	Robert Kisiel	Renault Clio	178
48	Alf Ahrens	Renault Clio	178
44	Maciej Ostoja-Chyzynski	Renault Clio	177
43	Jan Kisiel	Renault Clio	177
46	Pjotr Wojcik	Renault Clio	176
16	Sebastian Steibel	Renault Clio	174
12	Lukas Uxa	Renault Clio	168
3	Peter Conrad Schreiber	Renault Clio	---

# DTM Spielberg

Red Bull Ring, length 4326 m

01. - 03.06.2012

Renault Clio Cup


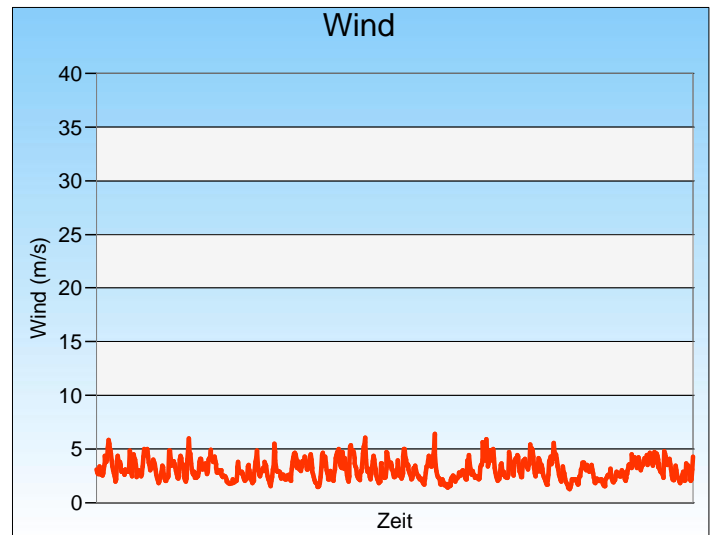
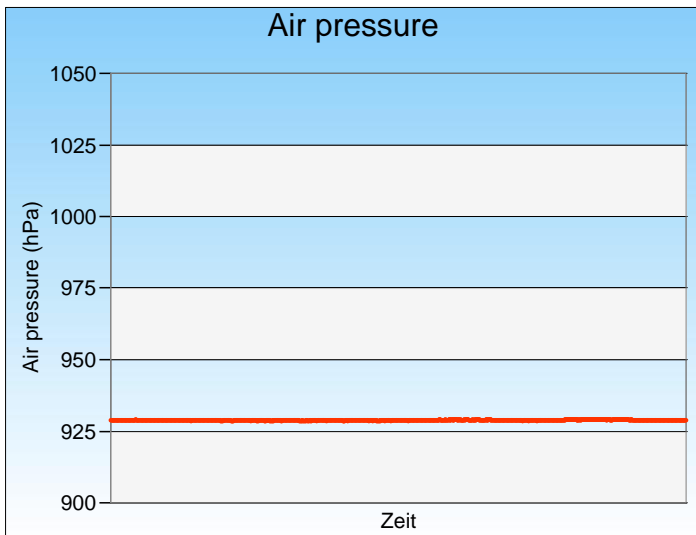
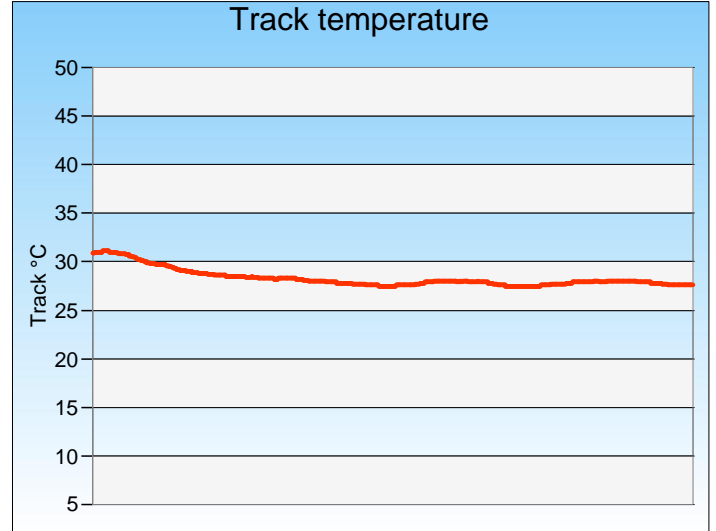
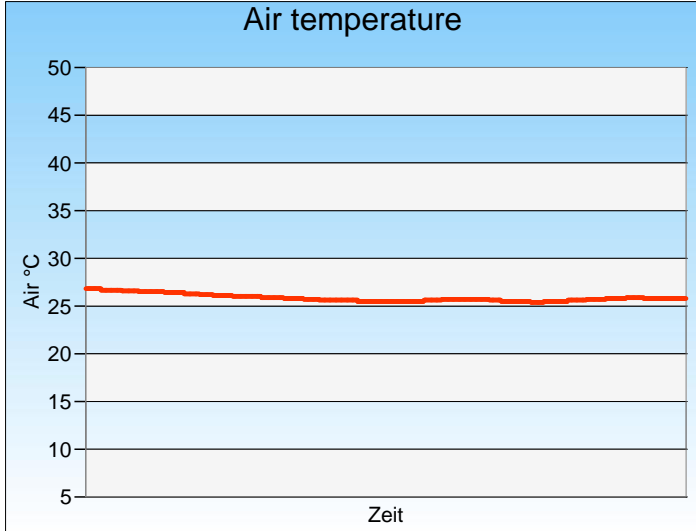


# CLIO CUP

## Weather race 2

-Reg.No.: CR 07/2012

03.06.2012, 17:05:00 - 17:35:00



Weather:

sunny

